

## ANGELA-XW

White version with ~70° wide beam

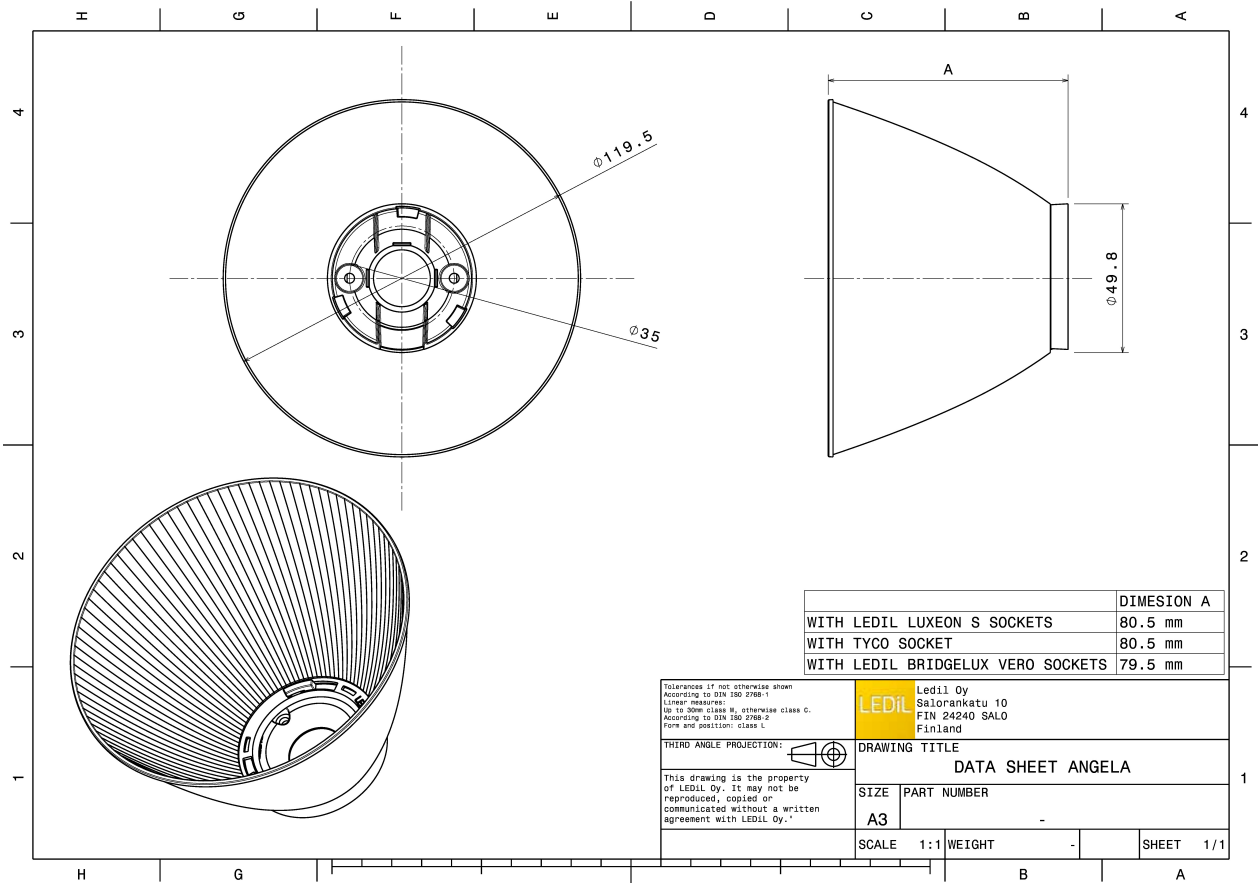
### TECHNICAL SPECIFICATIONS:

Dimensions	Ø 119.5 mm
Height	74.3 mm
Fastening	socket
Colour	white
Box size	480 x 280 x 300 mm
Box weight	8.1 kg
Quantity in Box	180 pcs
ROHS compliant	yes ⓘ

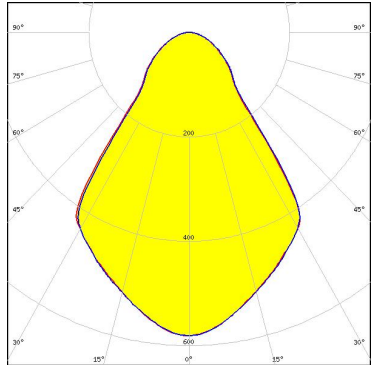




### MATERIAL SPECIFICATIONS:


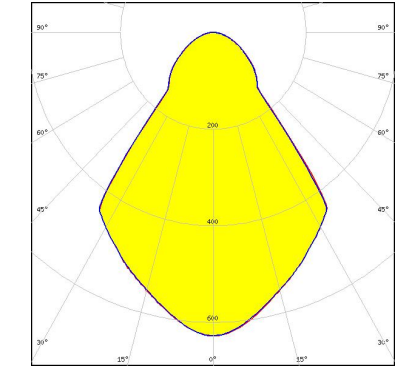

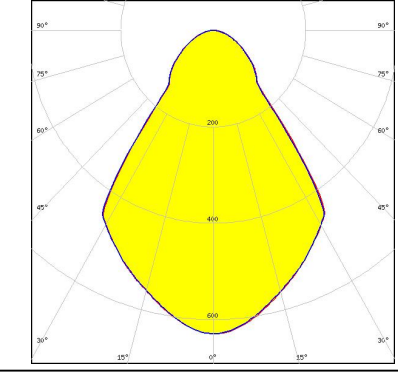

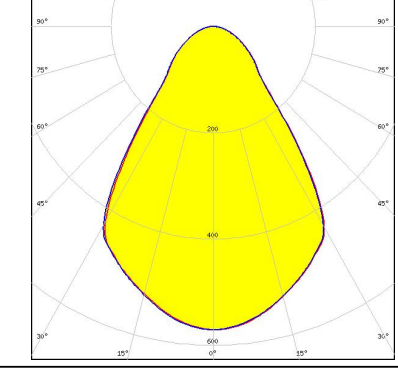

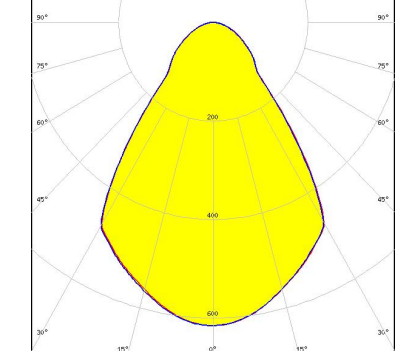
Component	Type	Material	Colour	Coating
ANGELA-XW	Reflector	HRPC	white	



#### PHOTOMETRIC DATA (MEASURED):

<p>bridgelux.</p> <p>LED V13 Gen7</p> <p>FWHM 72.0°</p> <p>Efficiency 87 %</p> <p>Peak intensity 0.580 cd/lm</p> <p>Required components: F13671_ANGE-RZ-LENS TE: 2213254-2 + OPTIC CLIP Z50 TYPE1 2213194-1</p>		
<p>bridgelux.</p> <p>LED V13 Gen7</p> <p>FWHM 72.0°</p> <p>Efficiency 92 %</p> <p>Peak intensity 0.630 cd/lm</p> <p>Required components: TE: 2213254-2 + OPTIC CLIP Z50 TYPE1 2213194-1</p>		
<p>bridgelux.</p> <p>LED Vero SE 13</p> <p>FWHM 73.0°</p> <p>Efficiency 93 %</p> <p>Peak intensity 0.600 cd/lm</p> <p>Required components: C16402_CLAMP-VEROSE-13-18</p>		
<p>bridgelux.</p> <p>LED Vero SE 18</p> <p>FWHM 73.0°</p> <p>Efficiency 93 %</p> <p>Peak intensity 0.620 cd/lm</p> <p>Required components: C16402_CLAMP-VEROSE-13-18</p>		

#### PHOTOMETRIC DATA (MEASURED):

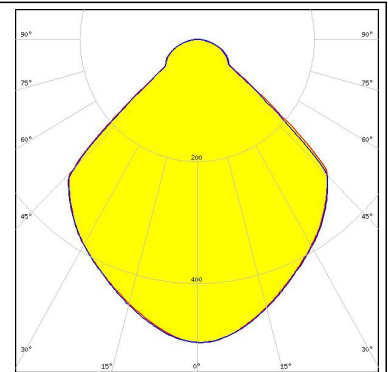

<p>bridgelux.</p> <p>LED VERO13</p> <p>FWHM 73.0°</p> <p>Efficiency 93 %</p> <p>Peak intensity 0.630 cd/lm</p> <p>Required components: C13658_CLAMP-VERO13-18</p>		
<p>bridgelux.</p> <p>LED VERO18</p> <p>FWHM 72.0°</p> <p>Efficiency 93 %</p> <p>Peak intensity 0.630 cd/lm</p> <p>Required components: C13658_CLAMP-VERO13-18</p>		
<p>bridgelux.</p> <p>LED VERO29</p> <p>FWHM 72.0°</p> <p>Efficiency 88 %</p> <p>Peak intensity 0.570 cd/lm</p> <p>Required components: C13584_CLAMP-VERO29 F13671_ANGE-RZ-LENS</p>		
<p>bridgelux.</p> <p>LED VERO29</p> <p>FWHM 72.0°</p> <p>Efficiency 94 %</p> <p>Peak intensity 0.620 cd/lm</p> <p>Required components: C13584_CLAMP-VERO29</p>		



#### PHOTOMETRIC DATA (MEASURED):

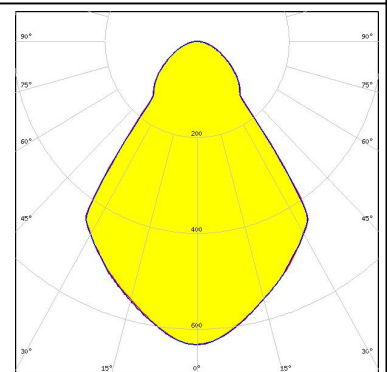

#### CITIZEN

LED CLL02x/CLU02x (LES10)  
FWHM 72.0°  
Efficiency 93 %  
Peak intensity 0.640 cd/lm  
Required components:  
C13658\_CLAMP-VERO13-18  
Bender Wirth: 434 Typ L1



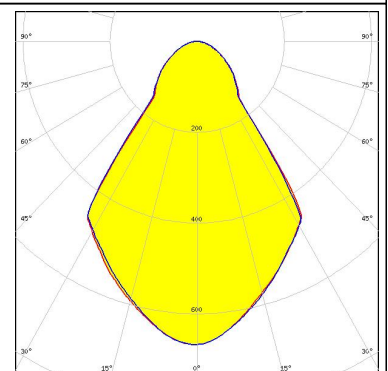

#### CITIZEN

LED CLL03x/CLU03x  
FWHM 72.0°  
Efficiency 93 %  
Peak intensity 0.630 cd/lm  
Required components:  
C13658\_CLAMP-VERO13-18  
Bender Wirth: 433 Typ L1



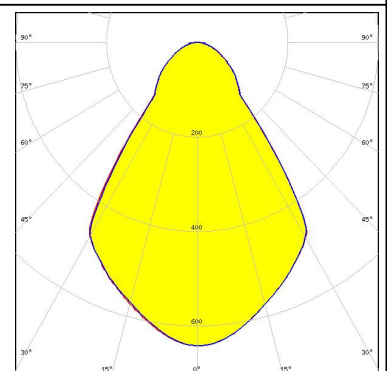

#### CITIZEN

LED CLL03x/CLU03x  
FWHM 70.0°  
Efficiency 93 %  
Peak intensity 0.700 cd/lm  
Required components:  
IDEAL: 50-2103CT + 50-2100AN



#### CITIZEN

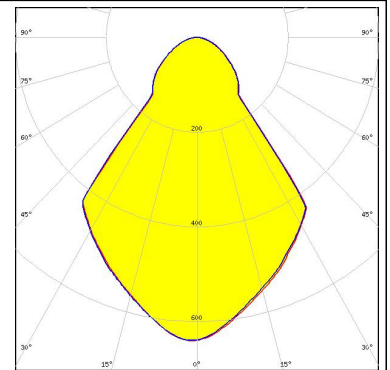

LED CLL04x/CLU04x  
FWHM 70.0°  
Efficiency 93 %  
Peak intensity 0.640 cd/lm  
Required components:  
C13584\_CLAMP-VERO29  
Bender Wirth: 431 Typ L3



#### PHOTOMETRIC DATA (MEASURED):

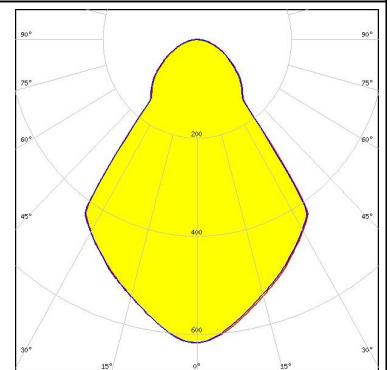

#### CITIZEN

LED CLU700/701  
FWHM 73.0°  
Efficiency 93 %  
Peak intensity 0.640 cd/lm  
Required components:  
C13658\_CLAMP-VERO13-18  
Bender Wirth: 434 Typ L1



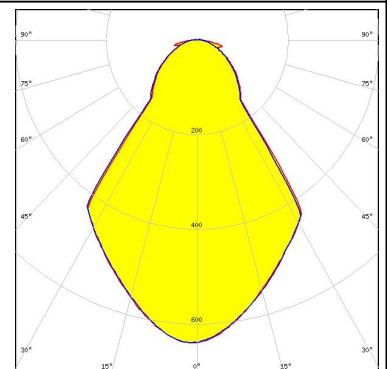

#### CITIZEN

LED CLU720/721  
FWHM 72.0°  
Efficiency 93 %  
Peak intensity 0.620 cd/lm  
Required components:  
TE: 2213254-2 + OPTIC CLIP Z50 TYPE1 2213194-1



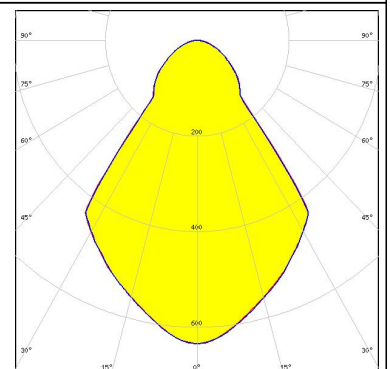

#### CITIZEN

LED CLU720/721  
FWHM 70.0°  
Efficiency 94 %  
Peak intensity 0.640 cd/lm  
Required components:  
IDEAL: 50-2103CT + 50-2100AN



#### CITIZEN

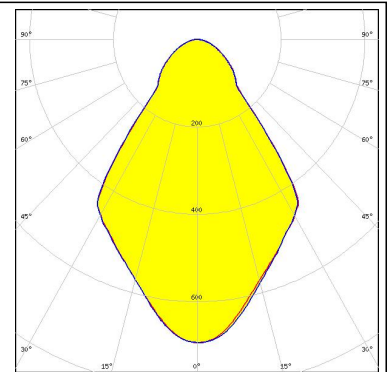
LED CLU720/721  
FWHM 72.0°  
Efficiency 93 %  
Peak intensity 0.640 cd/lm  
Required components:  
C13658\_CLAMP-VERO13-18  
Bender Wirth: 433 Typ L1



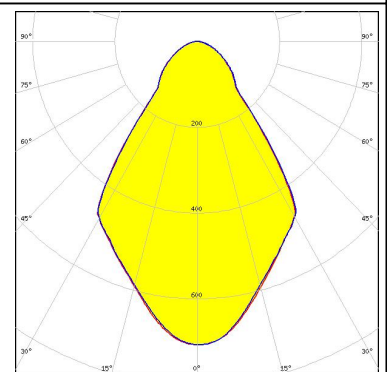

#### PHOTOMETRIC DATA (MEASURED):



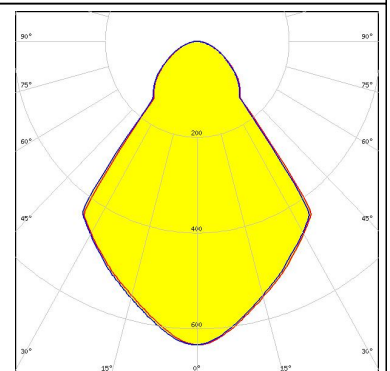

LED CMA2550  
 FWHM 71.0°  
 Efficiency 94 %  
 Peak intensity 0.690 cd/lm  
 Required components:  
 C14036\_CLAMP\_CXA25-30



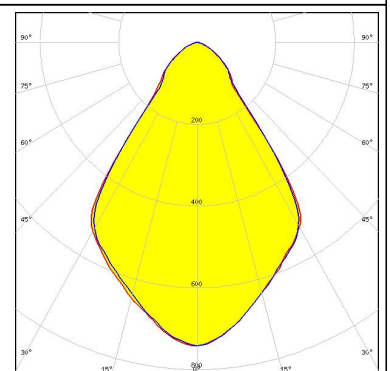

LED CMA3090  
 FWHM 70.0°  
 Efficiency 94 %  
 Peak intensity 0.700 cd/lm  
 Required components:  
 C14036\_CLAMP\_CXA25-30



LED CXA/B 15xx  
 FWHM 73.0°  
 Efficiency 93 %  
 Peak intensity 0.630 cd/lm  
 Required components:  
 C13658\_CLAMP-VERO13-18  
 Bender Wirth: 441 Typ L1



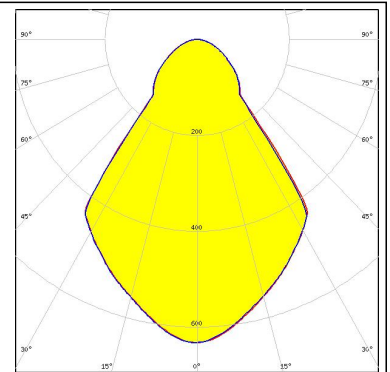

LED CXA/B 1816 & CXA/B 1820 & CXA 1850  
 FWHM 72.0°  
 Efficiency 94 %  
 Peak intensity 0.740 cd/lm  
 Required components:  
 C14123\_CLAMP-CXA15-18



#### PHOTOMETRIC DATA (MEASURED):

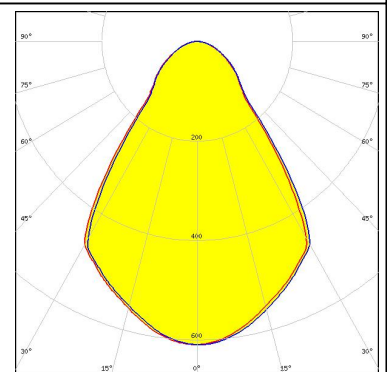

#### CREE

LED CXA/B 1816 & CXA/B 1820 & CXA 1850  
 FWHM 72.0°  
 Efficiency 92 %  
 Peak intensity 0.630 cd/lm  
 Required components:  
 C13658\_CLAMP-VERO13-18  
 Bender Wirth: 437 Typ L1





#### CREE

LED CXA/B 3590  
 FWHM 72.0°  
 Efficiency 94 %  
 Peak intensity 0.610 cd/lm  
 Required components:  
 IDEAL: 50-2303CR + 50-2300AN




#### EVERLIGHT

LED CHI3030 19W  
 FWHM 71.0°  
 Efficiency 91 %  
 Peak intensity 0.500 cd/lm  
 Required components:  
 C13584\_CLAMP-VERO29  
 F13671\_ANGE-RZ-LENS  
 Bender Wirth: 468 Typ L3



#### EVERLIGHT

LED CHI3030 29W  
 FWHM 71.0°  
 Efficiency 90 %  
 Peak intensity 0.600 cd/lm  
 Required components:  
 C13584\_CLAMP-VERO29  
 F13671\_ANGE-RZ-LENS  
 Bender Wirth: 468 Typ L3

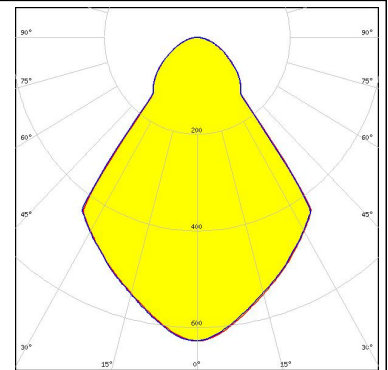





#### PHOTOMETRIC DATA (MEASURED):

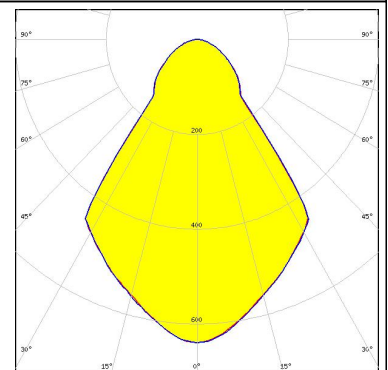

##### LUMILEDS

LED LUXEON CoB 1202/1203  
FWHM 73.0°  
Efficiency 93 %  
Peak intensity 0.600 cd/lm  
Required components:  
C13658\_CLAMP-VERO13-18  
Bender Wirth: 438 Typ L1



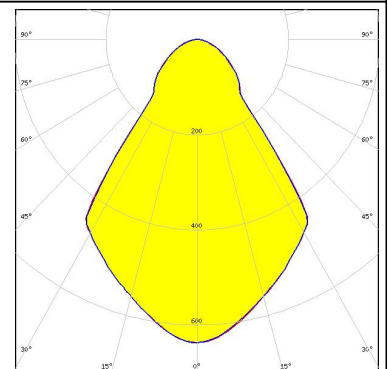

##### LUMILEDS

LED LUXEON CoB 1204/1205  
FWHM 72.0°  
Efficiency 93 %  
Peak intensity 0.600 cd/lm  
Required components:



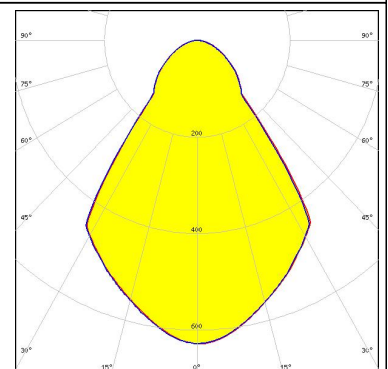

##### LUMILEDS

LED LUXEON CoB 1208  
FWHM 71.0°  
Efficiency 93 %  
Peak intensity 0.600 cd/lm  
Required components:  
TE: 2213130-2 + OPTIC CLIP Z50 TYPE1 2213194-1



##### LUMILEDS

LED LUXEON CoB 1211  
FWHM 72.0°  
Efficiency 93 %  
Peak intensity 0.630 cd/lm  
Required components:  
C13584\_CLAMP-VERO29  
Bender Wirth: 431 Typ L3

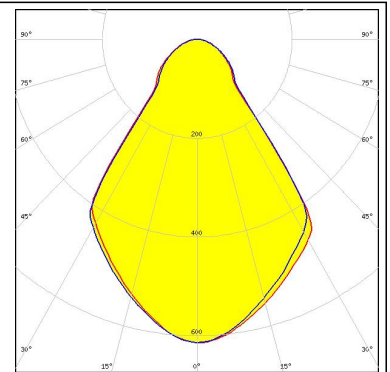





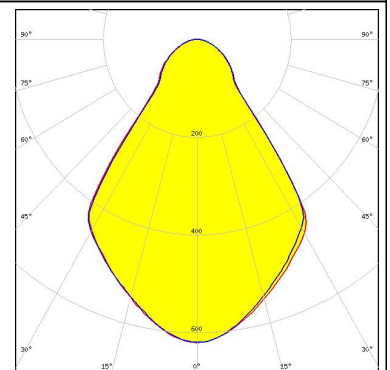

#### PHOTOMETRIC DATA (MEASURED):



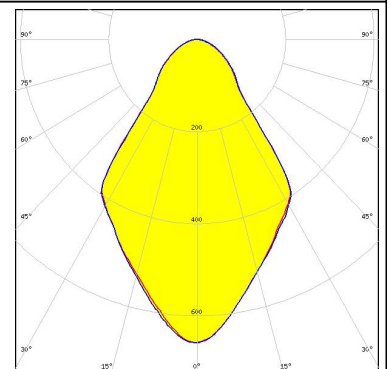

LED LUXEON K12  
 FWHM 72.0°  
 Efficiency 89 %  
 Peak intensity 0.600 cd/lm  
 Required components:  
 F13671\_ANGE-RZ-LENS  
 TE: 2213134-2 + OPTIC CLIP Z50 TYPE1 2213194-1



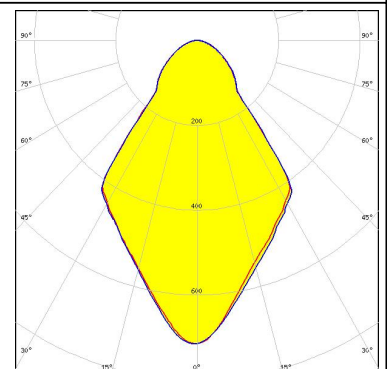

LED LUXEON K16  
 FWHM 72.0°  
 Efficiency 88 %  
 Peak intensity 0.600 cd/lm  
 Required components:  
 F13671\_ANGE-RZ-LENS  
 TE: 2213134-2 + OPTIC CLIP Z50 TYPE1 2213194-1



LED CDM-14 (Dim-To-Warm)  
 FWHM 71.0°  
 Efficiency 87 %  
 Peak intensity 0.660 cd/lm  
 Required components:  
 C13658\_CLAMP-VERO13-18  
 F13671\_ANGE-RZ-LENS  
 Bender Wirth: 491 Typ L2



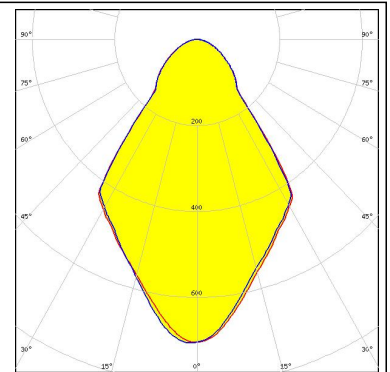
LED CDM-14 (Dim-To-Warm)  
 FWHM 71.0°  
 Efficiency 92 %  
 Peak intensity 0.700 cd/lm  
 Required components:  
 C13658\_CLAMP-VERO13-18  
 Bender Wirth: 491 Typ L2



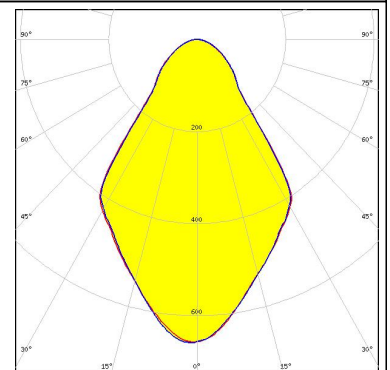

#### PHOTOMETRIC DATA (MEASURED):



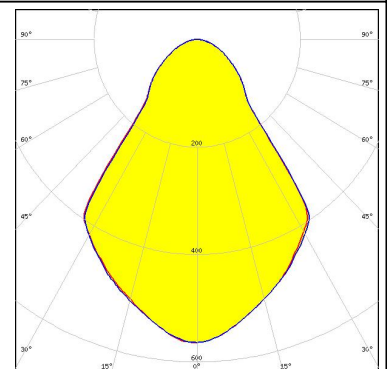

LED CDM-18 (Dim-To-Warm)  
 FWHM 70.0°  
 Efficiency 93 %  
 Peak intensity 0.700 cd/lm  
 Required components:  
 C13658\_CLAMP-VERO13-18  
 Bender Wirth: 491 Typ L2



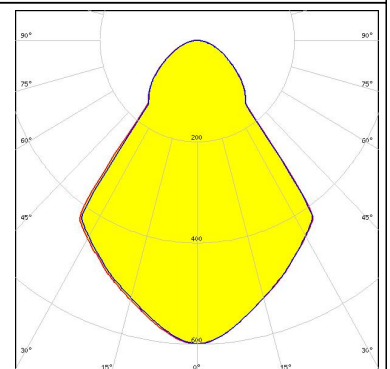

LED CDM-18 (Dim-To-Warm)  
 FWHM 70.0°  
 Efficiency 88 %  
 Peak intensity 0.660 cd/lm  
 Required components:  
 C13658\_CLAMP-VERO13-18  
 F13671\_ANGE-RZ-LENS  
 Bender Wirth: 491 Typ L2



LED CDM-9 (Dim-To-Warm)  
 FWHM 73.0°  
 Efficiency 86 %  
 Peak intensity 0.560 cd/lm  
 Required components:  
 C13658\_CLAMP-VERO13-18  
 F13671\_ANGE-RZ-LENS  
 Bender Wirth: 490 Typ L1



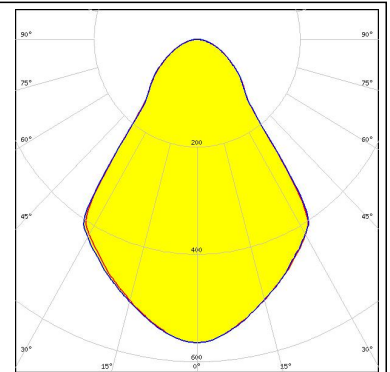

LED CDM-9 (Dim-To-Warm)  
 FWHM 73.0°  
 Efficiency 92 %  
 Peak intensity 0.600 cd/lm  
 Required components:  
 C13658\_CLAMP-VERO13-18  
 Bender Wirth: 490 Typ L1



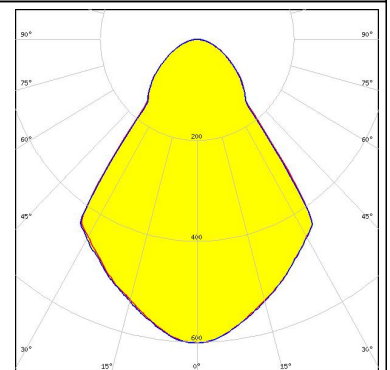

#### PHOTOMETRIC DATA (MEASURED):



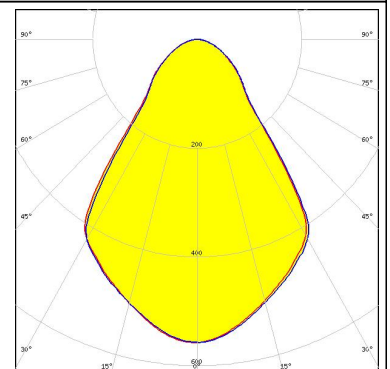

LED CTM-14 (Tunable White)  
FWHM 72.0°  
Efficiency 86 %  
Peak intensity 0.570 cd/lm  
Required components:  
C13584\_CLAMP-VERO29  
F13671\_ANGE-RZ-LENS  
Bender Wirth: 442 Typ L3



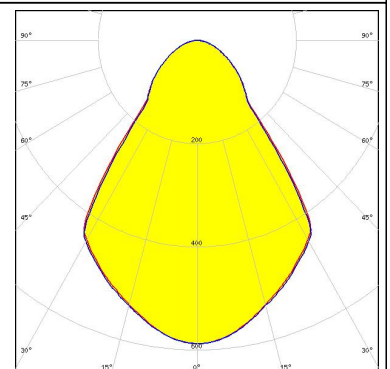

LED CTM-14 (Tunable White)  
FWHM 73.0°  
Efficiency 92 %  
Peak intensity 0.600 cd/lm  
Required components:  
C13584\_CLAMP-VERO29  
Bender Wirth: 442 Typ L3



LED CTM-22 (Tunable White)  
FWHM 72.0°  
Efficiency 86 %  
Peak intensity 0.560 cd/lm  
Required components:  
C13584\_CLAMP-VERO29  
F13671\_ANGE-RZ-LENS  
Bender Wirth: 494 Typ L3



LED CTM-22 (Tunable White)  
FWHM 73.0°  
Efficiency 91 %  
Peak intensity 0.590 cd/lm  
Required components:  
C13584\_CLAMP-VERO29  
Bender Wirth: 494 Typ L3

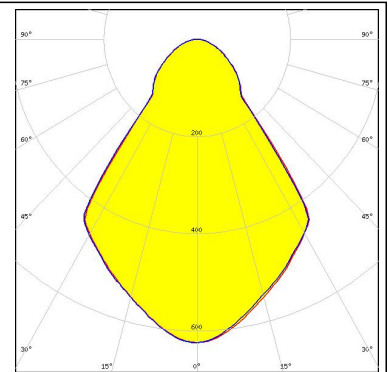



#### PHOTOMETRIC DATA (MEASURED):



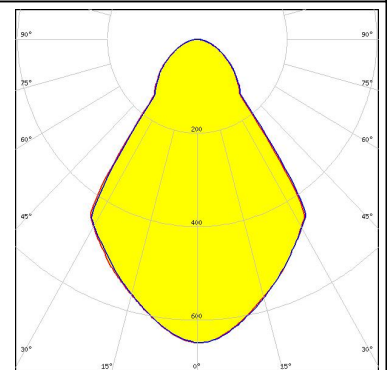
LED CXM-14  
 FWHM 72.0°  
 Efficiency 93 %  
 Peak intensity 0.630 cd/lm  
 Required components:

TE: 2213254-2 + OPTIC CLIP Z50 TYPE1 2213194-1



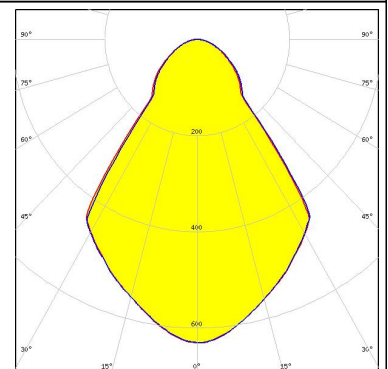

LED COB J-Type  
 FWHM 71.0°  
 Efficiency 91 %  
 Peak intensity 0.650 cd/lm  
 Required components:

IDEAL: 50-2103NC + 50-2100AN



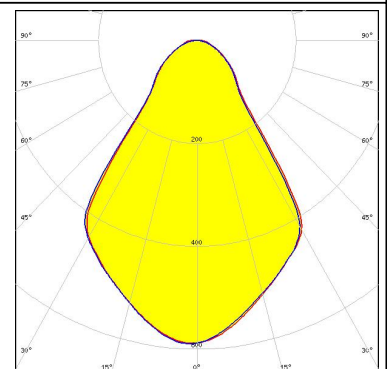

LED COB J-Type  
 FWHM 72.0°  
 Efficiency 93 %  
 Peak intensity 0.630 cd/lm  
 Required components:

C13658\_CLAMP-VERO13-18  
 Bender Wirth: 463 Typ L2



LED COB J-Type  
 FWHM 71.0°  
 Efficiency 87 %  
 Peak intensity 0.590 cd/lm  
 Required components:

F13671\_ANGE-RZ-LENS  
 IDEAL: 50-2103NC + 50-2100AN

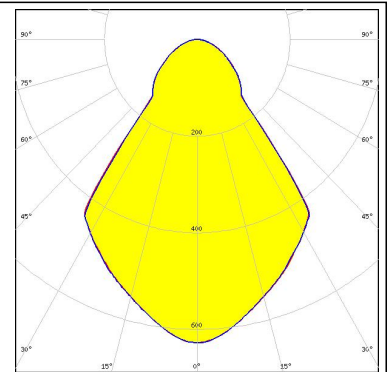




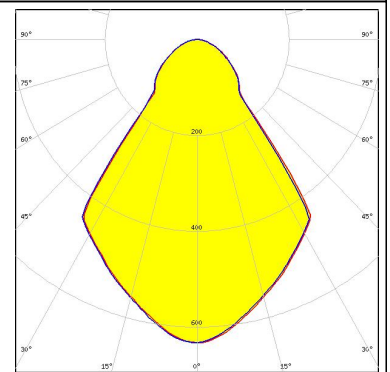

#### PHOTOMETRIC DATA (MEASURED):



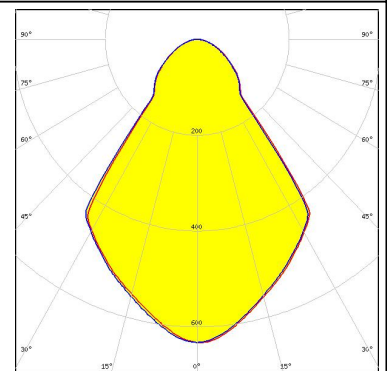

LED COB L-Type (LES 11)  
 FWHM 73.0°  
 Efficiency 93 %  
 Peak intensity 0.630 cd/lm  
 Required components:  
 C13658\_CLAMP-VERO13-18  
 Bender Wirth: 438 Typ L1



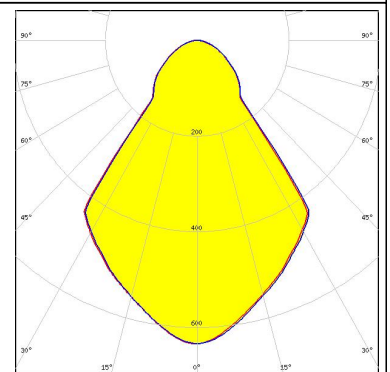

LED COB L-Type (LES 11)  
 FWHM 73.0°  
 Efficiency 94 %  
 Peak intensity 0.630 cd/lm  
 Required components:  
 Molex: 180580-0005



LED COB L-Type (LES 11)  
 FWHM 72.0°  
 Efficiency 92 %  
 Peak intensity 0.630 cd/lm  
 Required components:  
 TE: 2213382-2 + OPTIC CLIP Z50 TYPE1 2213194-1


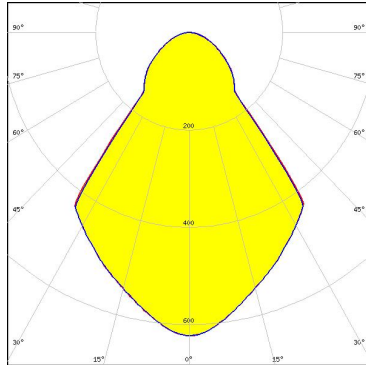


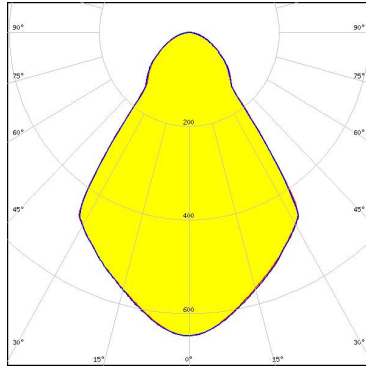



LED COB L-Type (LES 9)  
 FWHM 72.0°  
 Efficiency 92 %  
 Peak intensity 0.630 cd/lm  
 Required components:  
 TE: 2213382-2 + OPTIC CLIP Z50 TYPE1 2213194-1





#### PHOTOMETRIC DATA (MEASURED):

<p><b>NICHIA</b></p> <p>LED COB L-Type (LES 9)</p> <p>FWHM 73.0°</p> <p>Efficiency 94 %</p> <p>Peak intensity 0.620 cd/lm</p> <p>Required components: C13658_CLAMP-VERO13-18 Bender Wirth: 438 Typ L1</p>		
<p><b>OSRAM</b></p> <p>LED PrevaLED Core Z4 LES19</p> <p>FWHM 71.0°</p> <p>Efficiency 88 %</p> <p>Peak intensity 0.600 cd/lm</p> <p>Required components: F13671_ANGE-RZ-LENS TE: OPTIC CLIP Z50 TYPE1 2213194-1</p>		
<p><b>OSRAM</b></p> <p>LED PrevaLED Core Z4 LES19</p> <p>FWHM 71.0°</p> <p>Efficiency 93 %</p> <p>Peak intensity 0.650 cd/lm</p> <p>Required components: TE: OPTIC CLIP Z50 TYPE1 2213194-1</p>		
<p><b>OSRAM</b> <small>Opto Semiconductors</small></p> <p>LED Soleriq S13</p> <p>FWHM 72.0°</p> <p>Efficiency 93 %</p> <p>Peak intensity 0.640 cd/lm</p> <p>Required components: C13658_CLAMP-VERO13-18 Bender Wirth: 437 Typ L1</p>		

#### PHOTOMETRIC DATA (MEASURED):

**OSRAM**  
Opto Semiconductors

LED Soleriq S13

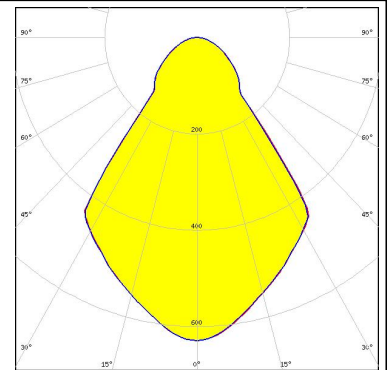

FWHM 72.0°

Efficiency 93 %

Peak intensity 0.630 cd/lm

Required components:

TE: 2213401-2 + OPTIC CLIP Z50 TYPE1 2213194-1



**OSRAM**  
Opto Semiconductors

LED Soleriq S19

FWHM 71.0°

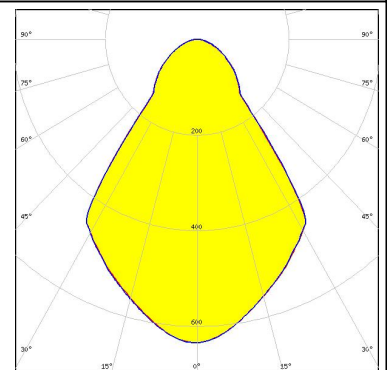

Efficiency 92 %

Peak intensity 0.630 cd/lm

Required components:

C13584\_CLAMP-VERO29

Bender Wirth: 462 Typ L3



**OSRAM**  
Opto Semiconductors

LED Soleriq S19

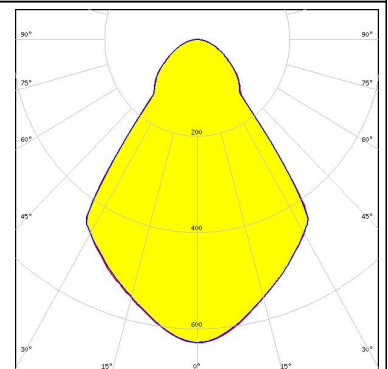

FWHM 72.0°

Efficiency 92 %

Peak intensity 0.630 cd/lm

Required components:

TE: 2213407-2 + OPTIC CLIP Z50 TYPE1 2213194-1



**PHILIPS**

LED Fortimo SLM L09 Standard

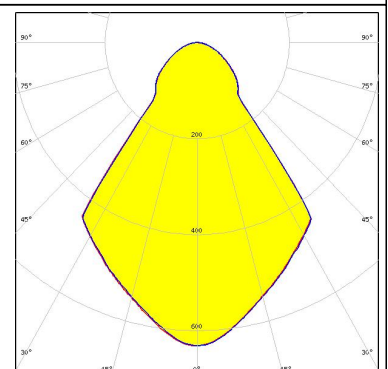

FWHM 72.0°

Efficiency 92 %

Peak intensity 0.630 cd/lm

Required components:

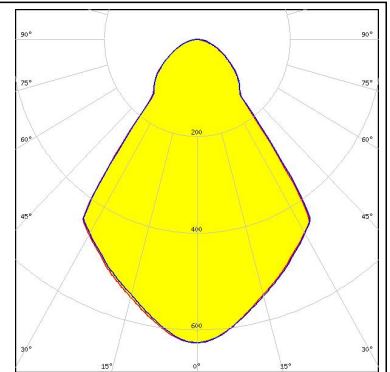

TE: OPTIC CLIP Z50 TYPE1 2213194-1



#### PHOTOMETRIC DATA (MEASURED):

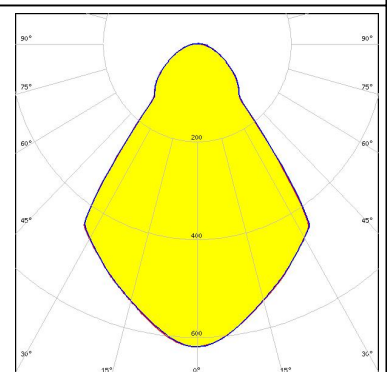

### PHILIPS

LED Fortimo SLM L13 Standard  
FWHM 72.0°  
Efficiency 92 %  
Peak intensity 0.630 cd/lm  
Required components:  
TE: OPTIC CLIP Z50 TYPE1 2213194-1



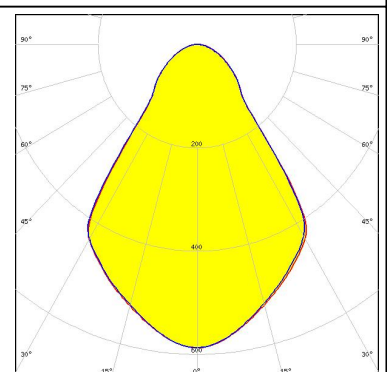

### PHILIPS

LED Fortimo SLM L15 Standard  
FWHM 72.0°  
Efficiency 90 %  
Peak intensity 0.620 cd/lm  
Required components:  
TE: OPTIC CLIP Z50 TYPE1 2213194-1



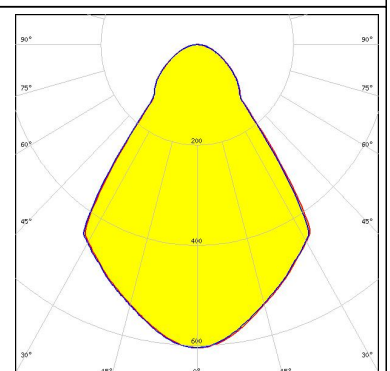

### PHILIPS

LED Fortimo SLM L15 Standard  
FWHM 72.0°  
Efficiency 87 %  
Peak intensity 0.600 cd/lm  
Required components:  
F13671\_ANGE-RZ-LENS  
TE: OPTIC CLIP Z50 TYPE1 2213194-1



### PHILIPS

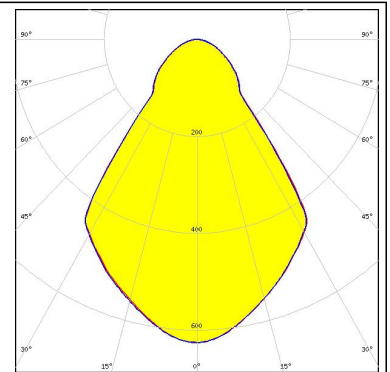

LED Fortimo SLM L19 Standard  
FWHM 72.0°  
Efficiency 89 %  
Peak intensity 0.600 cd/lm  
Required components:  
TE: OPTIC CLIP Z50 TYPE1 2213194-1



#### PHOTOMETRIC DATA (MEASURED):

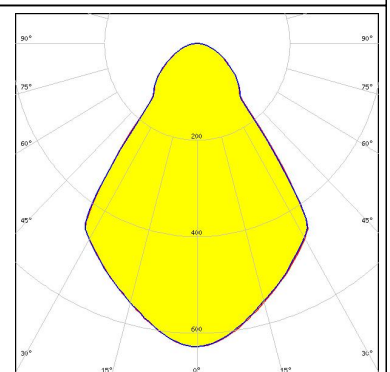

#### SAMSUNG

LED LC026B / 033B / 040B  
 FWHM 72.0°  
 Efficiency 92 %  
 Peak intensity 0.630 cd/lm  
 Required components:  
 C13658\_CLAMP-VERO13-18  
 Bender Wirth: 450 Typ L2



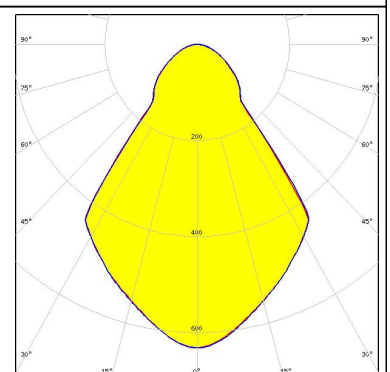

#### SAMSUNG

LED LC026B / 033B / 040B  
 FWHM 72.0°  
 Efficiency 93 %  
 Peak intensity 0.630 cd/lm  
 Required components:

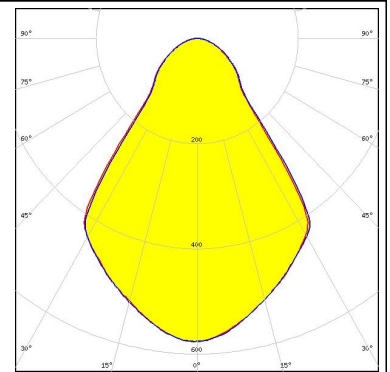



#### SAMSUNG

LED LC040C  
 FWHM 72.0°  
 Efficiency 92 %  
 Peak intensity 0.630 cd/lm  
 Required components:  
 TE: 2213382-2 + OPTIC CLIP Z50 TYPE1 2213194-1



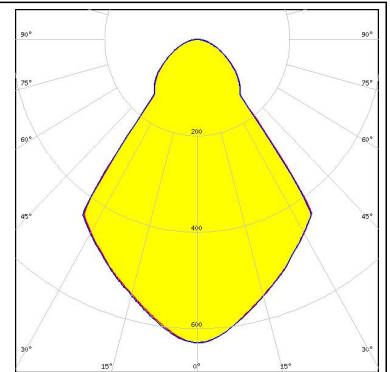

LED AC Zhaga COB  
 FWHM 72.0°  
 Efficiency 87 %  
 Peak intensity 0.580 cd/lm  
 Required components:  
 F13671\_ANGE-RZ-LENS  
 Optosource: SEHSMJD-A



#### PHOTOMETRIC DATA (MEASURED):

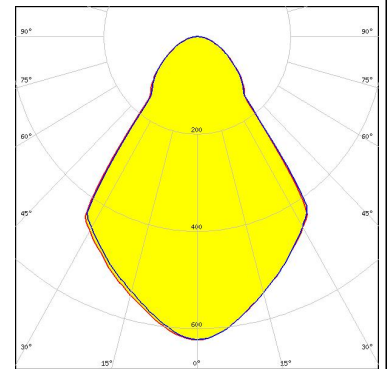

#### TRIDONIC

LED SLE G5 LES11  
 FWHM 73.0°  
 Efficiency 92 %  
 Peak intensity 0.630 cd/lm  
 Required components:  
 C13658\_CLAMP-VERO13-18  
 Bender Wirth: 434 Typ L1



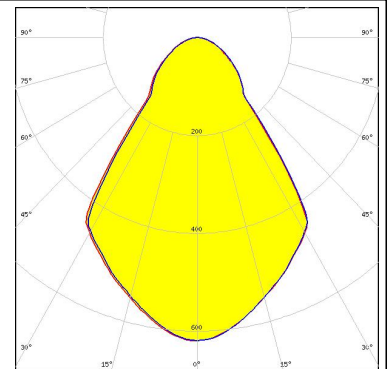

#### VS LIGHTING SOLUTIONS

LED WU-M-461  
 FWHM 72.0°  
 Efficiency 92 %  
 Peak intensity 0.600 cd/lm  
 Required components:  
 TE: OPTIC CLIP Z50 TYPE1 2213194-1



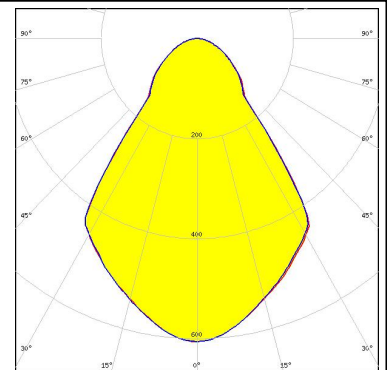

#### VS LIGHTING SOLUTIONS

LED WU-M-462  
 FWHM 72.0°  
 Efficiency 92 %  
 Peak intensity 0.600 cd/lm  
 Required components:  
 TE: OPTIC CLIP Z50 TYPE1 2213194-1




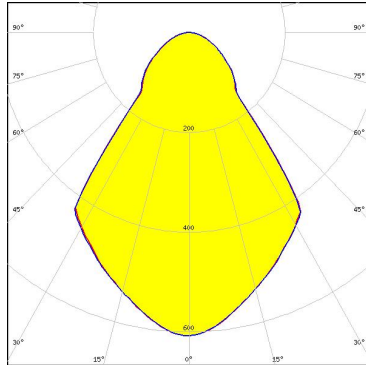

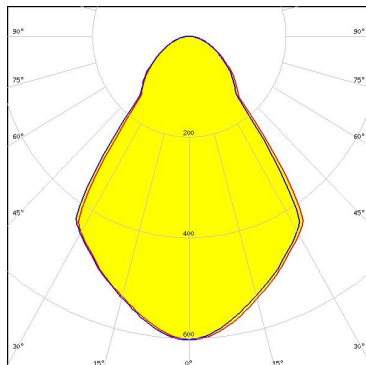

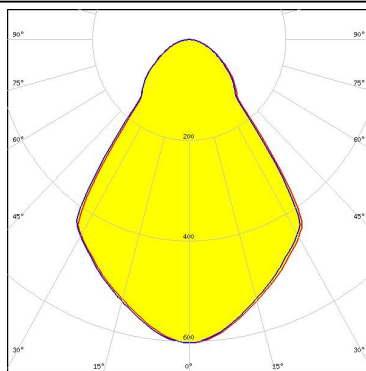
#### VS LIGHTING SOLUTIONS

LED WU-M-464  
 FWHM 73.0°  
 Efficiency 92 %  
 Peak intensity 0.600 cd/lm  
 Required components:  
 TE: OPTIC CLIP Z50 TYPE1 2213194-1


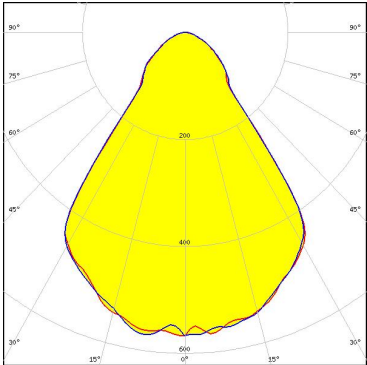

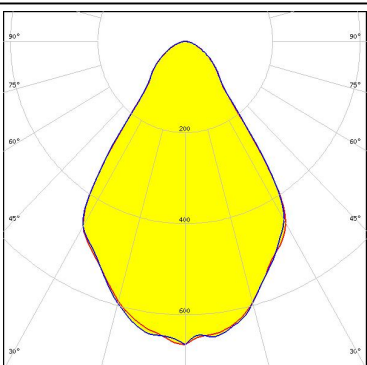

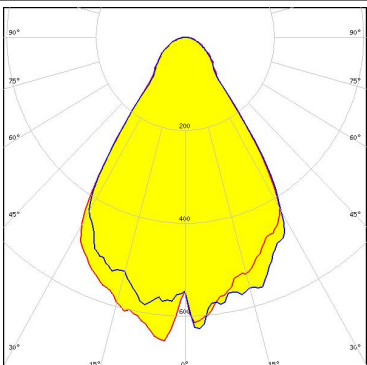

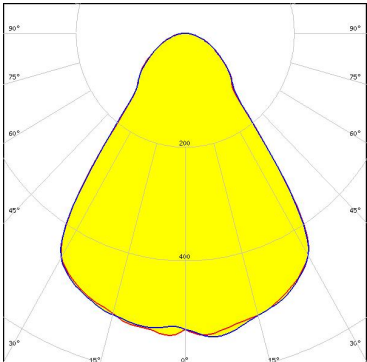




**PHOTOMETRIC DATA (MEASURED):**

<p><b>VS LIGHTING SOLUTIONS</b></p> <p>LED WU-M-484            FWHM 73.0°            Efficiency 92 %            Peak intensity 0.608 cd/lm            Required components:            TE: OPTIC CLIP Z50 TYPE1 2213194-1</p>		
<p><b>VS LIGHTING SOLUTIONS</b></p> <p>LED WU-M-485            FWHM 73.0°            Efficiency 92 %            Peak intensity 0.600 cd/lm            Required components:            TE: OPTIC CLIP Z50 TYPE1 2213194-1</p>		
<p><b>VS LIGHTING SOLUTIONS</b></p> <p>LED WU-M-486            FWHM 73.0°            Efficiency 92 %            Peak intensity 0.600 cd/lm            Required components:            TE: OPTIC CLIP Z50 TYPE1 2213194-1</p>		

#### PHOTOMETRIC DATA (SIMULATED):

<p> <b>bridgelux</b></p> <p>LED V10 Gen7            FWHM 72.0°            Efficiency 86 %            Peak intensity 0.580 cd/lm            Required components:            C13658_CLAMP-VERO13-18            Bender Wirth: 434 Typ L1</p>	
<p> <b>bridgelux</b></p> <p>LED V13 Gen7            FWHM 69.0°            Efficiency 86 %            Peak intensity 0.667 cd/lm            Required components:            IDEAL: 50-2103CT + 50-2100AN</p>	
<p> <b>bridgelux</b></p> <p>LED V22 Gen7            FWHM 66.0°            Efficiency 80 %            Peak intensity 0.658 cd/lm            Required components:            IDEAL: 50-2204-CT + 50-2100AN</p>	
<p> <b>CREE</b></p> <p>LED CXA/B 1830            FWHM 73.0°            Efficiency 88 %            Peak intensity 0.540 cd/lm            Required components:            TE: 2213401-2 + OPTIC CLIP Z50 TYPE1 2213194-1</p>	

#### PHOTOMETRIC DATA (SIMULATED):



LED CXM-14  
FWHM 72.0°  
Efficiency 93 %  
Peak intensity 0.630 cd/lm  
Required components:  
C13658\_CLAMP-VERO13-18  
Bender Wirth: 433 Typ L1



LED CXM-9  
FWHM 72.0°  
Efficiency 93 %  
Peak intensity 0.640 cd/lm  
Required components:  
C13658\_CLAMP-VERO13-18  
Bender Wirth: 434 Typ L1



SEOUL SEMICONDUCTOR

LED ZC12/18  
FWHM 72.0°  
Efficiency 93 %  
Peak intensity 0.630 cd/lm  
Required components:  
C13658\_CLAMP-VERO13-18  
Bender Wirth: 433 Typ L1



SEOUL SEMICONDUCTOR

LED ZC4/6  
FWHM 72.0°  
Efficiency 93 %  
Peak intensity 0.640 cd/lm  
Required components:  
C13658\_CLAMP-VERO13-18  
Bender Wirth: 434 Typ L1

### GENERAL INFORMATION:

NOTE: The typical beam angle will be changed by different color, chip size and chip position tolerance. The typical total beam angle is the full angle measured where the luminous intensity is half of the peak value.

Due to use of high power COB's with this product, special attention to proper thermal design is highly recommended. LEDiL has no liability for direct, indirect or consecutive damages arising from the LEDiL products being used outside of the recommended temperature range.

### MATERIALS:

As part of our continuous research and improvement processes, and to ensure the best possible quality and availability of our products, LEDiL reserves the right to change material grades without notice.

### PRODUCT DATA USER AGREEMENT AND DISCLAIMER:

The measured data in the provided downloadable LEDiL Product Datasheets and Mechanical 2D-Drawings is rounded and provided as reference for planning. LEDiL Oy's optical specifications have been verified by conducting performance testing of the products in accordance with the company's quality system. The reported data are averaged results of multiple measurements with typical variation. LEDiL Oy reserves the right to without prior notification make changes and improvements to its products.

LEDiL Oy assumes neither warranty, nor guarantee nor any other liability of any kind for the contents and correctness of the provided data. The provided data has been generated with highest diligence but the provided data may in reality not represent the complete possible variation range of all intrinsic parameters. Therefore, in certain cases a deviation from the provided data could occur.

LEDiL Oy reserves the right to undertake technical changes of its products without further notification which could lead to changes in the provided data. LEDiL Oy assumes no liability of any kind for the possible deviation from any provided data or any other damage resulting from the usage of the provided data.

The user agrees to this disclaimer and user agreement with the download or usage of the provided files.

#### LEDiL Oy

Joensuunkatu 13  
FI-24240 SALO  
Finland

#### LEDiL Inc.

228 West Page Street  
Suite D  
Sycamore IL 60178  
USA

#### Local sales and technical support

[www.ledil.com/  
where\\_to\\_buy](http://www.ledil.com/where_to_buy)

#### Shipping locations

Salo, Finland  
Hong Kong, China

#### Distribution Partners

[www.ledil.com/  
where\\_to\\_buy](http://www.ledil.com/where_to_buy)