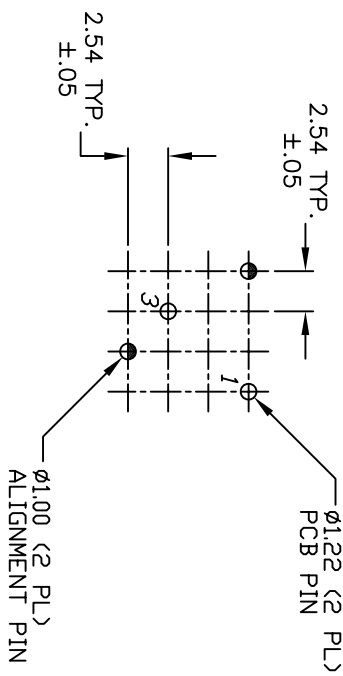
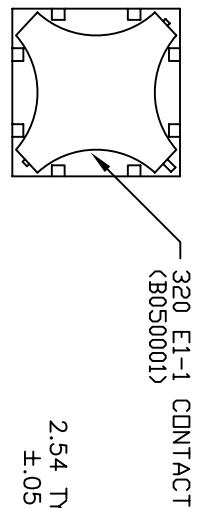
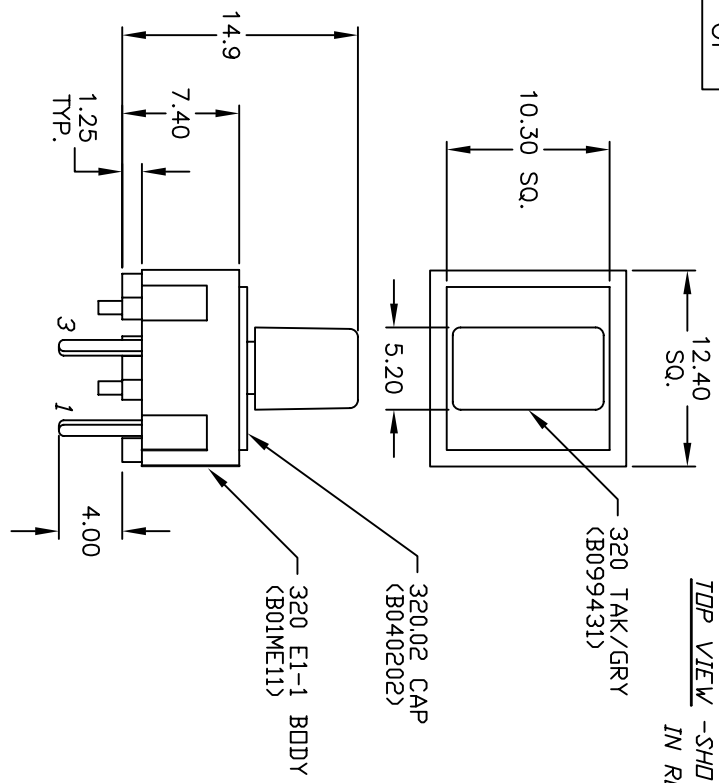
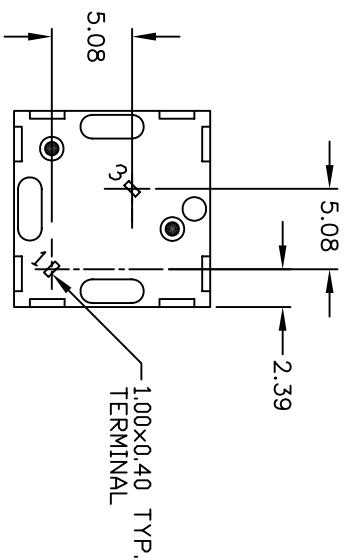


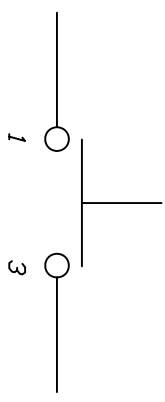
TOP VIEW -SHOW ORIENTATION OF LEGENDS
IN RESPECT TO THE PCB PIN TERMINALS.



RECOMMENDED P.C.B. LAYOUT



- NOTES:
1. ALL DIMENSIONS IN MM
 2. GENERAL TOLERANCE: X.X=±0.4
X.XX=±0.25
 3. RATING: 25mA, @50VDC



CIRCUIT: SPST
CONTACT CONFIGURATION



REV.	ECN NO.	DESCRIPTION	DATE	CHKD
A	11145	RELEASED FOR PRODUCTION	12/26/00	CJB
THE INFORMATION CONTAINED IN THIS DOCUMENT IS PROPRIETARY TO E-SWITCH AND IS NOT TO BE COPIED OR TRANSFERRED				

SCALE	DATE	DR	DWG	REV
2:1	12/26/00	CJB	XB08424	A
TITLE: 320.02 E1-1 / TAK GRY				