

WIRE ROUTING CHART

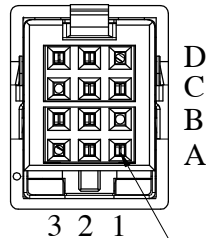
END A	END B	COLOR	PAIR
A1	A1	WHITE/GREEN	PAIR 1
A2	A2	GREEN	
B2	B2	ORANGE	PAIR 2
B3	B3	WHITE/ORANGE	
C1	C1	WHITE/BLUE	PAIR 3
C2	C2	BLUE	
D2	D2	BROWN	PAIR 4
D3	D3	WHITE/BROWN	
SHELL	SHELL	SHEILD	

PART NO LIST (PNL):-

PART NO	DESCRIPTION	LENGTH (L)
10141442-M0050YYLF	BOLTRACK TO BOLTRACK 0.5M C/A	500±5mm
10141442-M0100YYLF	BOLTRACK TO BOLTRACK 1M C/A	1000±10mm
10141442-M0200YYLF	BOLTRACK TO BOLTRACK 2M C/A	2000±20mm
10141442-M0300YYLF	BOLTRACK TO BOLTRACK 3M C/A	3000±30mm
10141442-MAA00YYLF	BOLTRACK TO BOLTRACK 100M C/A	100000±500mm

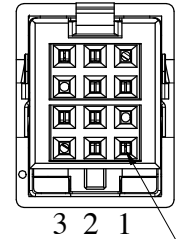
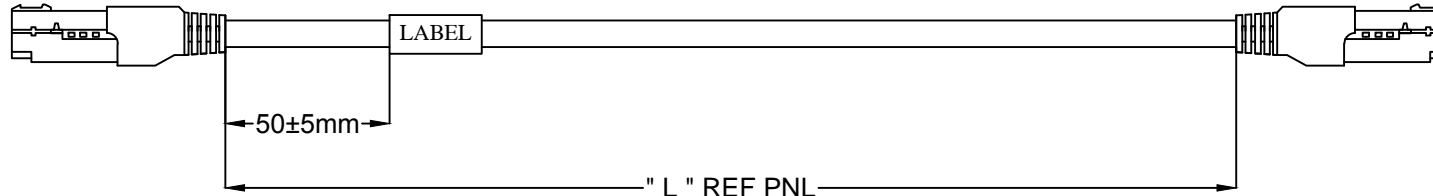
ENGINEERING BOM

SL NO	PART #	DESCRIPTION	QTY
1	10138200	BOLTRACK KIT	2.0 EA
2	RG 4509	CAT5E 4P*24AWG LSZH BLACK CABLE	REF PNL
3	----	LABEL	1.0 EA



D
C
B
A

PIN A1



D
C
B
A

PIN A1

NOTE:-

- 1) ALL DIMENSIONS ARE IN MM
- 2) LABEL DETAIL:

AFCI- BLR
AFCI PART NO
WW/YY

mat'l. code				surface		tolerance		projection		product family	
As per Engg. BOM				ISO 1302		ISO 406 ISO 1101		MM		CABLE ASSEMBLY	
1	-	SAKTHI	2016/10/06	tolerances	unless	otherwise	specified	MM		title	
2	-	SAKTHI	2016/12/13	angles	linear			MM		BOLTRACK TO BOLTRACK ASSY	
3	-	SAKTHI	2017/02/01	0°±1°		.000±.00X		scale NTS		dwg no	
				dr	SAKTHI	2016/10/06		Amphenol FCI		sheet 1 of 1	
				enrg	SAKTHI	2016/10/06				10141442	
				chr	KJ	2016/10/06				size	
				appd	KV	2016/10/06				A	
sheet index				revision sheet		3				type	
1				1						CUSTOMER Drawing	