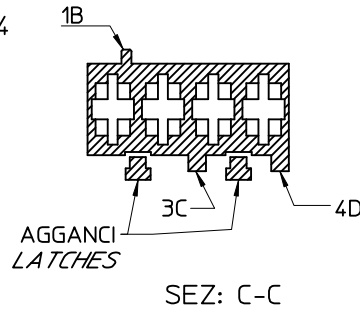


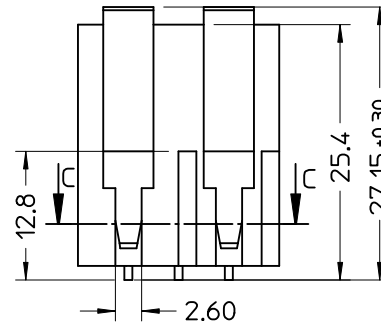
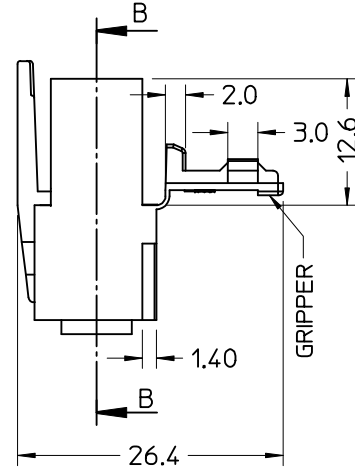
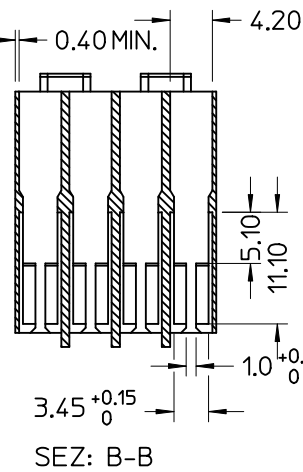
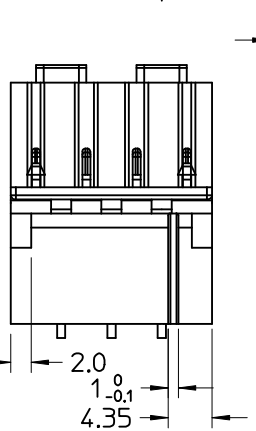
CONFIGURAZIONE POLARIZZAZIONI
POLARIZATION CONFIGURATION



NOTE:
- USATO CON TERMINALE 94518-0XXX E 94549-0XXX
- SPECIFICA DI RIFERIMENTO PER IL CONNETTORE PS-94550-001
- SPESSORE MINIMO PARETI CONNETTORE 0.40 mm.

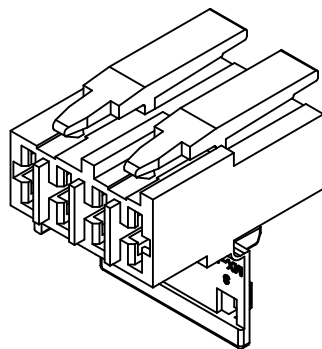
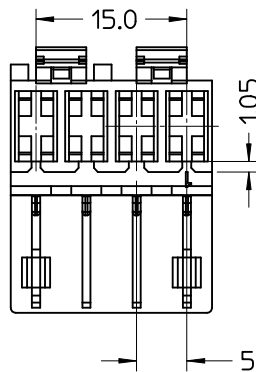
NOTE:
- USED WITH TERMINALS 94518-0XXX AND 94549-0XXX
- REFER TO PS-94550-001 FOR CONNECTOR SPECIFICATION
- MINIMUM CONNECTOR WALL THICKNESS 0.40 mm.

PACKAGING (SPQ): 1800 pcs in carton box
CONFEZIONE (SPQ): Box da 1800 Pz.



* AGENCY
RECOGNIZATIONS
CSA (file LR19980)
UL (file E-29179)

P/N	MATERIAL / COLOUR
94550-8004	NYLON 6.6 V2 NATURAL
*94550-9004	NYLON 6.6 V0 NATURAL GWT 550°C
94550-4004	NYLON 6.6 GWT 750°C sec.IEC 60335-1 TEST METHOD IEC 60695-2-11 NATURAL
94550-4084	NYLON 6.6 GWT 750°C sec.IEC 60335-1 TEST METHOD IEC 60695-2-11 BLACK
94550-3084	NYLON 6.6 BLACK NO-FLAME HOT WIRE IGNITION TEST



Std. Descr: "HSG W/SEC LOCK AND LATCH 4CKT _____ COLOUR"

EC NO: Z2011-0087 DRWNL: SANTISS 2010/11/12 CHKD: LSANTISS 2013/10/29 APPR: FBISIELLO 2013/10/29	QUALITY SYMBOLS ▽ +0 ▽ -0	GENERAL TOLERANCES (UNLESS SPECIFIED)		SCALE: 2:1	DESIGN UNITS: METRIC	FIRST ANGLE PROJECTION	REVISE ON CAD ONLY	
		mm	INCH	DIMENSION STYLE: MM ONLY		TITLE: HSG 4 CKT WITH SEC. LOCK AND EXTERNAL LATCH		
		4 PLACES ± --- ± ---	3 PLACES ± --- ± ---	DRAWN BY: FGOTTARD DATE: 2002/06/27		MOLEX INCORPORATED MATERIAL NO. SEE TABLE DOCUMENT NO. SD-94550-003 SHEET NO. 1 OF 1		
		2 PLACES ± 0.10 ± ---	1 PLACE ± 0.2 ± ---	CHECKED BY: MTESTAGU DATE: 2002/06/27				
ANGULAR ± 2°		APPROVED BY: GZUIN DATE: 2002/06/27		THIS DRAWING CONTAINS INFORMATION THAT IS PROPRIETARY TO MOLEX INCORPORATED AND SHOULD NOT BE USED WITHOUT WRITTEN PERMISSION				
DRAFT WHERE APPLICABLE		MUST REMAIN WITHIN DIMENSIONS		A3				