

## SUMMARY

### # Wires

Low	2
High	0
Coax	0
Triax	0
Quad	0
Fiber	0
Fluidic	0

Series	0M
Termination type	Male crimp
IP rating	68
Cable Ø	4.00 - 8.00 mm
Matching parts	PMN.0M.302.XLMT
Status	
Alternative part	



*Image is for illustrative purpose only*

### Download

[Request a quote](#)

[Catalog](#)

## TECHNICAL DETAILS

### Mechanics

Shell Style/Model	FM*: Straight plug, key (N) or keys (P, R, S, T, U, V, W and X) with knurled grip and mold stop
Keying	3 keys (beta=165, gamma=30, plug: male contacts, receptacle: female contacts)
Housing Material	Environment friendly aluminium (nickel plated, anthracite color) shell and nut, other pieces bronze/brass
Cable Fixing	∅ 4 - 8 mm
Variant	

### Performance

Configuration	0M.302 : 2 Low Voltage
Insulator	
Rated Current	10 Amps

### Specifications

Contact Type: Crimp
Max. Matings: 5000
Contact Retention: 30 N
Contact Dia.: 0.9 mm (0.035in)

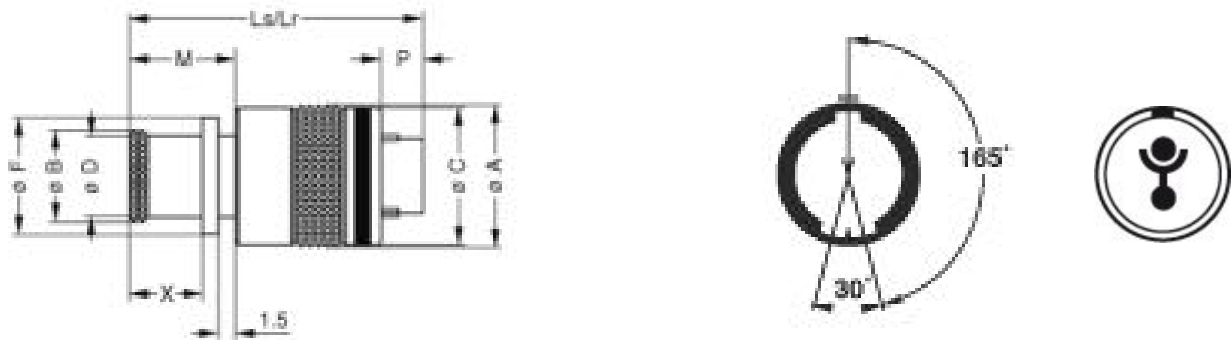
Bucket Dia.: 1.1 mm (0.043in)  
 Min. Conductor: 0.25 mm<sup>2</sup> (AWG 24)  
 Max. Conductor: 0.5 mm<sup>2</sup> (AWG 20)  
 R (max): 4.8 mOhm  
 Test voltage (kV rms) Contact-contact: 1.45  
 Test voltage (kV rms) Contact-shell: 1

## Others

Humidity (max): <=95% [at 60 deg C /140 F]  
 Vibration: 15 g [10 Hz - 2000 Hz]  
 Shock Resistance: 100 g [ 6 ms]  
 Operating temperature: -55°C / +200°C  
 Climatical Category: 15/200/21 (Al. shell)  
 Lighting strike EIA 364-75 10K amps - 6 times  
 EMI Shielding EIA 364-66A - 1Ghz-80 dB,3GHz-70 dB,6GHz- 58dB  
 IP Rating: 68

## DRAWINGS

### Draws



### Dimensions

	A	B	C	D	F	Lr	Ls	M	P	X
mm.	13.1	8.8	12.7	8	10.7	27.1	27.1	9.7	3.9	6.7
in.	0,52	0,35	0,50	0,31	0,42	1,07	1,07	0,38	0,15	0,26






















## RECOMMENDED BY LEMO

### Tools

Crimp Tool: DPC.91.701.V

Crimp settings: AWG/Selector = 20-22-24/6-5-5  
 Positionner: DCE.91.090.5MVC  
 Extractor: DCF.93.090.4LT  
 Replacement contact: FGN.0M.560.ZZC

## Cables

CMN.02.T20.047PGCE	PVC	GREY	
CMN.02.T20.047PGZE		Grey	
CMN.02.T20.047PNCE	PVC	Black	
CMN.02.T20.047PNZE			
CMN.02.T20.048QGZE	TPR (medical)	Grey	
CMN.02.T22.047PGCE	PVC	GREY	
CMN.02.T22.047PGZE		Grey	
CMN.02.T22.047PNCE	PVC	Black	
CMN.02.T22.047PNZE			
002 200	PVC	Black	
002 221	PVC	Black	
002 280	PVC	Black	
004 082	PVC	Grey	
020 260	PVC	Black	
020 264	PVC	Black	
020 266	PVC	Violet	
102 080	PVC	Grey	
120 184	PVC	Black	
120 240	PVC	Black	
120 250	PVC	Grey	
120 500	PVC	Grey	
120 501	PVC	Grey	
120 751	PVC	Grey	
220 750	PVC	Grey	