

4

3

2

1

THIS DRAWING IS UNPUBLISHED. RELEASED FOR PUBLICATION

© COPYRIGHT BY TYCO ELECTRONICS CORPORATION. ALL RIGHTS RESERVED.

LOC	DIST	REVISIONS					
		P	LTR	DESCRIPTION	DATE	DWN	APVD
DS			A	RELEASED	22JUL10	YH	HG
			A1	REVISED (ECR-13-014281)	11SEP13	JY	HG

T300 BODY-IP CONN. FEMALE HOUSING ASS'Y

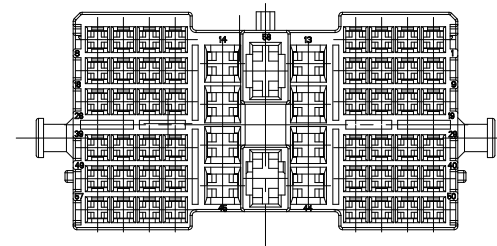
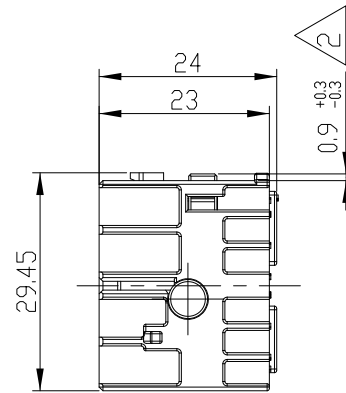
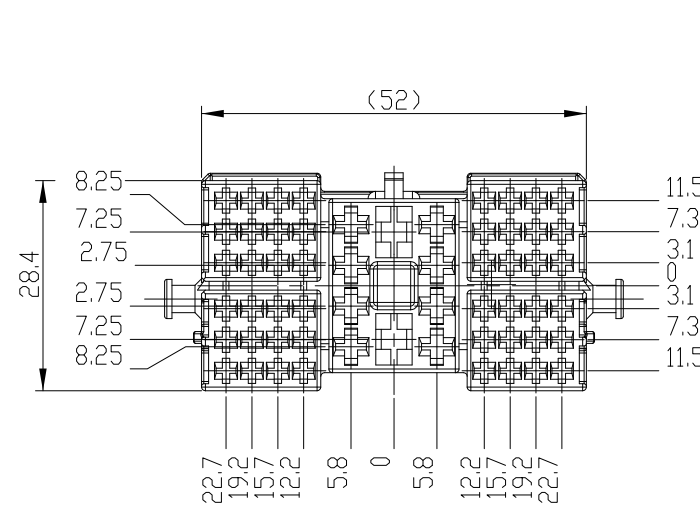
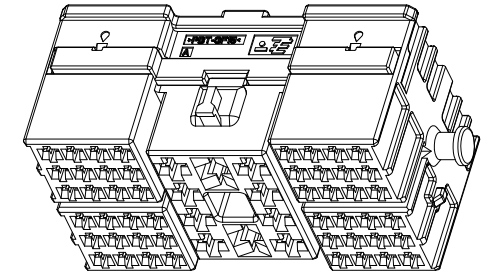
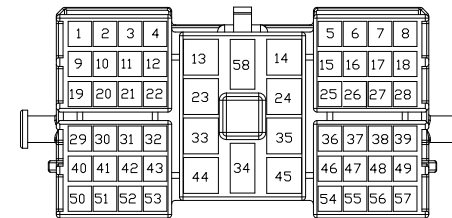
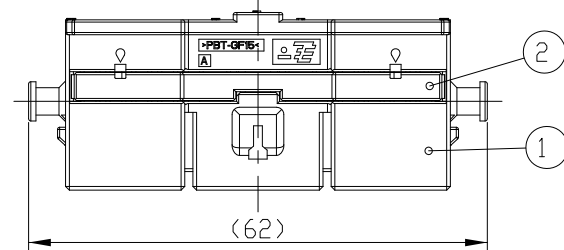


TABLE 1.

	PART NO.	Wire size(mm ²)	Insulation Ø(mm)
MTIII MODIFY SPRING	1241858-2	0.2_0.35	1.15_1.6
JPT MODIFY SPRING	964284-1	0.5_1.0	1.4_2.1
SPT MODIFY SPRING	965999-1	1.5_2.5	2.2_3.0
	A1 964326-1	>1.0_2.5	2.0_3.0
	964328-1	2.5_4.0	3.3_4.5

NOTE,
 1. GENERAL TOLERANCE : ±0.5, ±3°
 2. CONDITION OF DELIVERY : DBL PLATE IN OPEN POSITION.
 3. APPLIED RECEPTACLE CONTACT P/N:SEE TABLE1
 4. SUITABLE MATING PLUG P/N : 2005275, 2109050

ASS'Y P/N
2005281-3

NO	FINISH/ COLOR	MATERIAL	DESCRIPTION	Q'TY
2	NATURAL	PBT-GF15	58P DBL HSG	1
1	GRAY	PBT-GF15	58P PLUG HSG	1

THIS DRAWING IS A CONTROLLED DOCUMENT FOR TYCO ELECTRONICS CORPORATION
 IT IS SUBJECT TO CHANGE AND THE CONTROLLING ENGINEERING ORGANIZATION
 SHOULD BE CONTACTED FOR THE LATEST REVISION.

DIMENSIONS:		TOLERANCES UNLESS OTHERWISE SPECIFIED:		DWN JY BAE
		0 PLC ± 1 PLC ± 2 PLC ± SEE NOTE 3 PLC ± 4 PLC ± ANGLES ±		CHK KT LIM
MATERIAL SEE NOTE		FINISH		APVD HG CHD
				PRODUCT SPEC
				APPLICATION SPEC
				WEIGHT
				CUSTOMER DRAWING

TE TE Connectivity

NAME
MTIII/JPT/SPT HYB 58P PLUG ASSY

SIZE A3 CAGE CODE 00779 DRAWING NO C-2005281 RESTRICTED TO

SCALE 1:1 SHEET 1 OF 1 REV A1