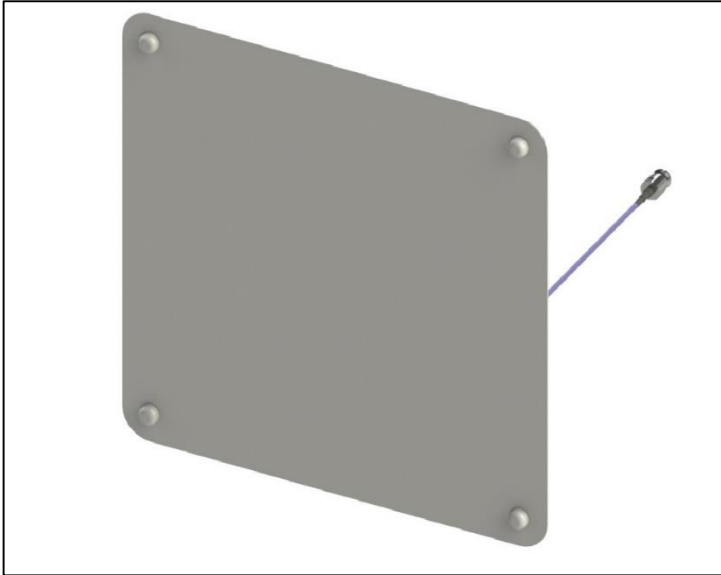


Description: In Building Public Safety Antenna, 132-174MHz

Series: V-Thinity

PART NUMBER: PSIBVHF



Features:

- Wide bandwidth VHF
 - 132-174 MHz operation
- Aesthetically pleasing:
 - 1.5mm (0.060 inch) thickness to ceiling
- VSWR < 2:1
- Optimized To Low-Frequency In-Building Environments
- 15 x 15 inch (380 x 380 mm)



Installed Antenna

Applications:

- In-building repeater systems
 - Bi-Directional Amplifier
- Police, Fire, Government
- Low profile ceiling mounting
- Enhanced for In-Building:
 - Gain-set to IB environment
 - Multi-floor coverage
 - Avoids the nulls of traditional dipoles.

All dimensions are in mm / inches

Issue: 1626

In the effort to improve our products, we reserve the right to make changes judged to be necessary.

CONFIDENTIAL AND PROPRIETARY INFORMATION

This document contains confidential and proprietary information of Pulse Electronics, Inc. (Pulse) and is protected by copyright, trade secret and other state and federal laws. Its receipt or possession does not convey any rights to reproduce, disclose its contents, or to manufacture, use or sell anything it may describe. Reproduction, disclosure or use without specific written authorization of Pulse is strictly forbidden.

For more information:

Pulse Worldwide Headquarters
12220 World Trade Drive
San Diego, CA 92128
USA
Tel: 1-858-674-8100

Pulse/Larsen Antennas
3611 NE 112th Ave
Vancouver, WA 98682
USA
Tel: 1-360-944-7551

Europe Headquarters
Pulse GmbH & Do, KG
Zeppelinstrasse 15
Herrenberg, Germany
Tel: 49 7032 7806 0

Pulse (Suzhou) Wireless Products Co, Inc.
99 Huo Ju Road(#29 Bldg,4th Phase
Suzhou New District
Jiangsu Province, Suzhou 215009 PR China
Tel: 86 512 6807 9998



Description: In Building Public Safety
Antenna, 132-174MHz

Series: V-Thinity

PART NUMBER: PSIBVHF

ELECTRICAL SPECIFICATIONS

Frequency	132-174 MHz
Nominal Impedance	50 Ω
VSWR	2:1
Power withstanding	6W
Connector type	N female
Cable type	\varnothing 4mm / 0.16"
Cable length	500mm / 19.7"

Issue: 1626

In the effort to improve our products, we reserve the right to make changes judged to be necessary.

CONFIDENTIAL AND PROPRIETARY INFORMATION

This document contains confidential and proprietary information of Pulse Electronics, Inc. (Pulse) and is protected by copyright, trade secret and other state and federal laws. Its receipt or possession does not convey any rights to reproduce, disclose its contents, or to manufacture, use or sell anything it may describe. Reproduction, disclosure or use without specific written authorization of Pulse is strictly forbidden.

Description: In Building Public Safety Antenna, 132-174MHz

Series: V-Thinity

PART NUMBER: PSIBVHF

MECHANICAL SPECIFICATIONS

Color	White
Weight	550 g
Cable retention: Pull off	30 N
Fixing system	4pcs M6 hex slot bolt & nut

ENVIRONMENTAL SPECIFICATIONS

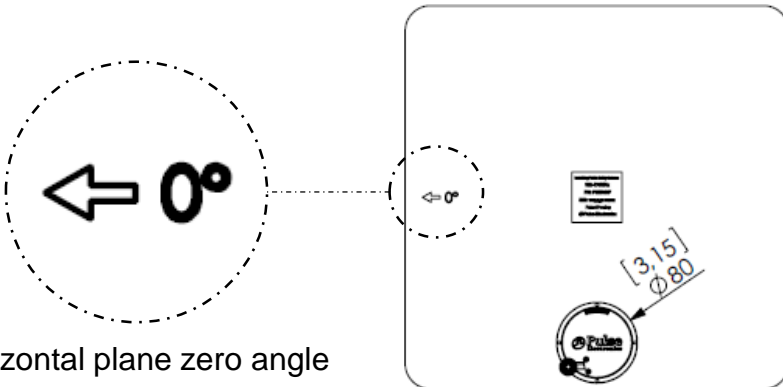
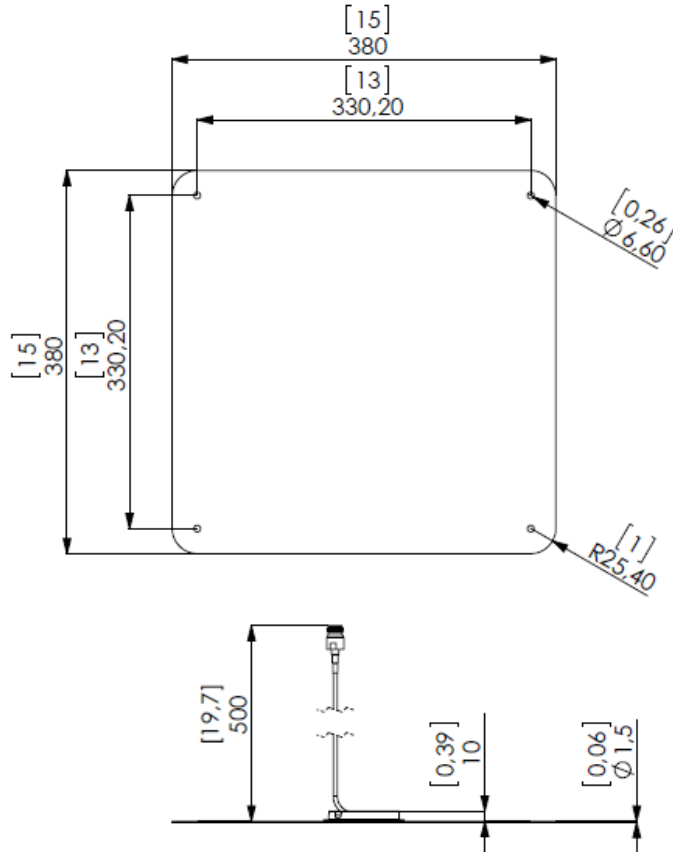
Operating temperature	0 - 60° C
Storage temperature	MIL STD 801G: 24h at 85C and 24h at -40C
Temperature shock	MIL STD 810G: Method 503.5, -40 for 1 hr to +85 C for 1 hr @ 15 deg.C/min rate of change; 3 cycles
Humidity	MIL STD 810G: 24h at 60C and 95%RH
Vibration	MIL STD 810G: 514.6 C-II
Chemical resistance	MIL STD 810G
Drop test	Top, bottom, side. 3 times/orientation, 40"
Package drop	All faces & corners, 40"

Description: In Building Public Safety Antenna, 132-174MHz

Series: V-Thinity

PART NUMBER: PSIBVHF

MECHANICAL DRAWING



Horizontal plane zero angle

Issue: 1626

In the effort to improve our products, we reserve the right to make changes judged to be necessary.

CONFIDENTIAL AND PROPRIETARY INFORMATION

This document contains confidential and proprietary information of Pulse Electronics, Inc. (Pulse) and is protected by copyright, trade secret and other state and federal laws. Its receipt or possession does not convey any rights to reproduce, disclose its contents, or to manufacture, use or sell anything it may describe. Reproduction, disclosure or use without specific written authorization of Pulse is strictly forbidden.

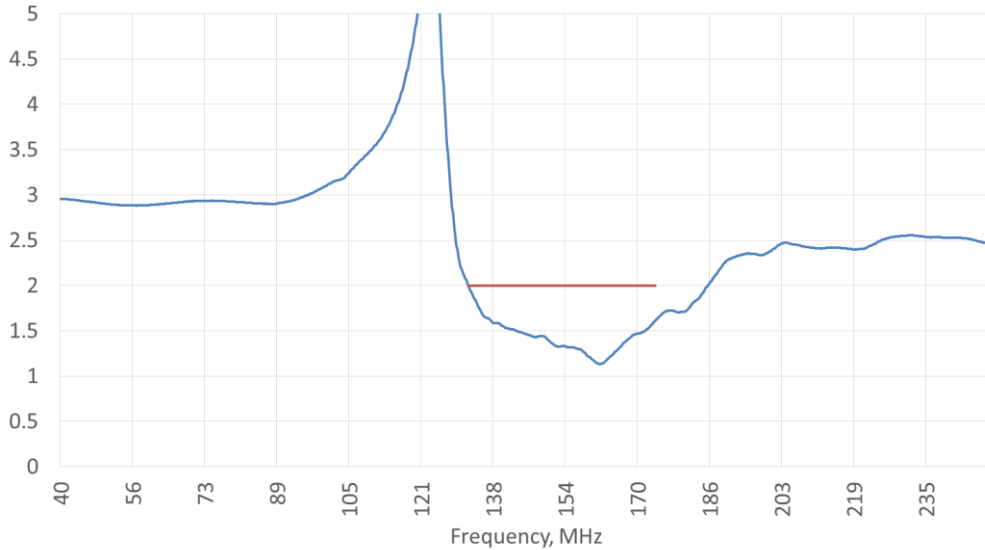
Description: In Building Public Safety Antenna, 132-174MHz

Series: V-Thinity

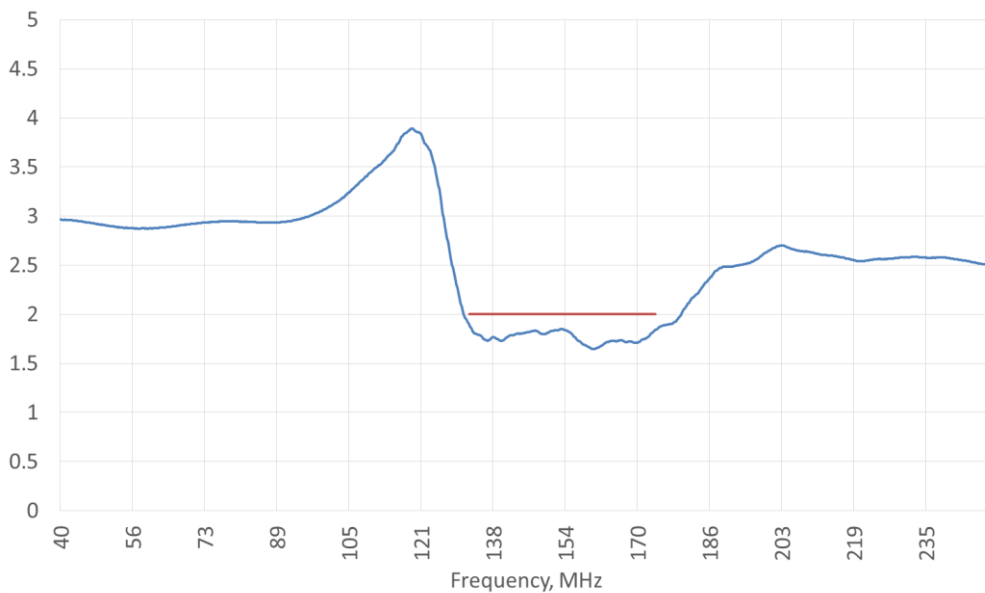
PART NUMBER: PSIBVHF

CHARTS

VSWR, Antenna Mounted Against Ceiling Tile with 2 ft x 2 ft metal suspension frame



VSWR, antenna mounted against 10mm drywall with spacers



Issue: 1626

In the effort to improve our products, we reserve the right to make changes judged to be necessary.

CONFIDENTIAL AND PROPRIETARY INFORMATION

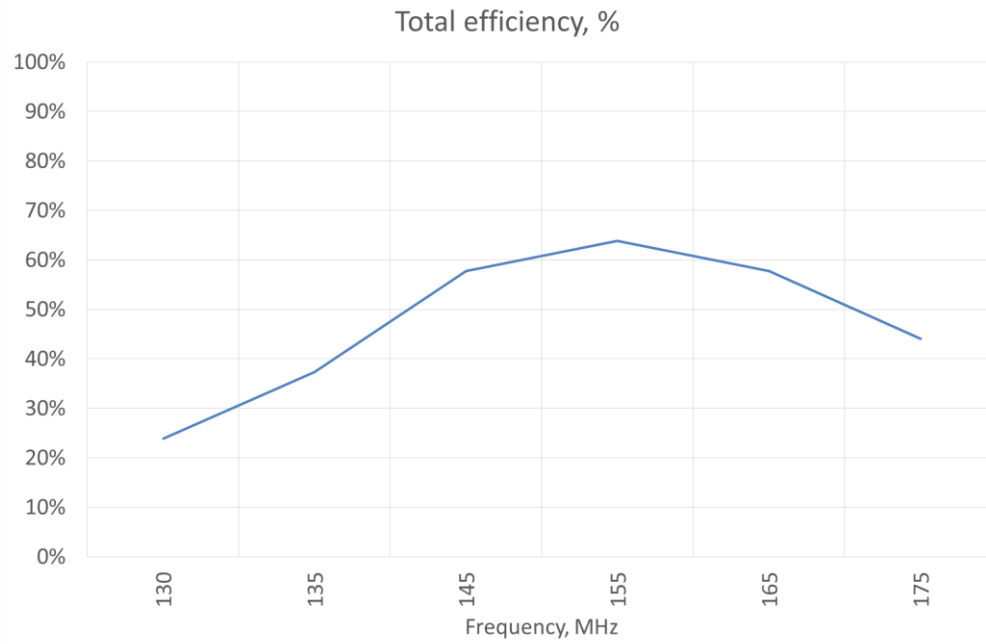
This document contains confidential and proprietary information of Pulse Electronics, Inc. (Pulse) and is protected by copyright, trade secret and other state and federal laws. Its receipt or possession does not convey any rights to reproduce, disclose its contents, or to manufacture, use or sell anything it may describe. Reproduction, disclosure or use without specific written authorization of Pulse is strictly forbidden.

Description: In Building Public Safety Antenna, 132-174MHz

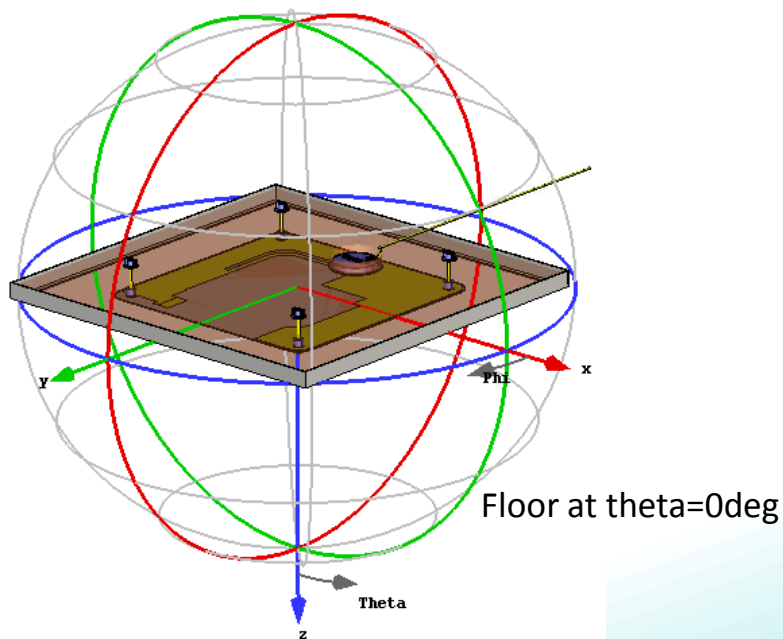
Series: V-Thinity

PART NUMBER: PSIBVHF

CHARTS



Antenna alignment in spherical coordinate system



Issue: 1626

In the effort to improve our products, we reserve the right to make changes judged to be necessary.

CONFIDENTIAL AND PROPRIETARY INFORMATION

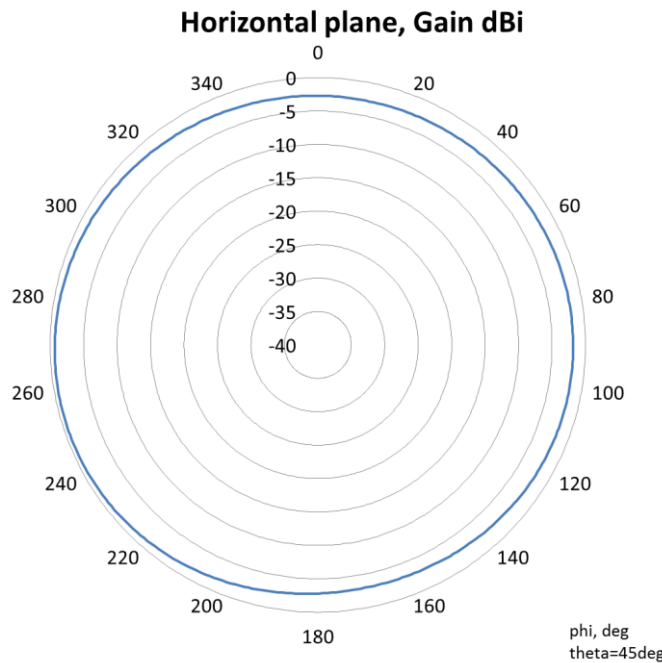
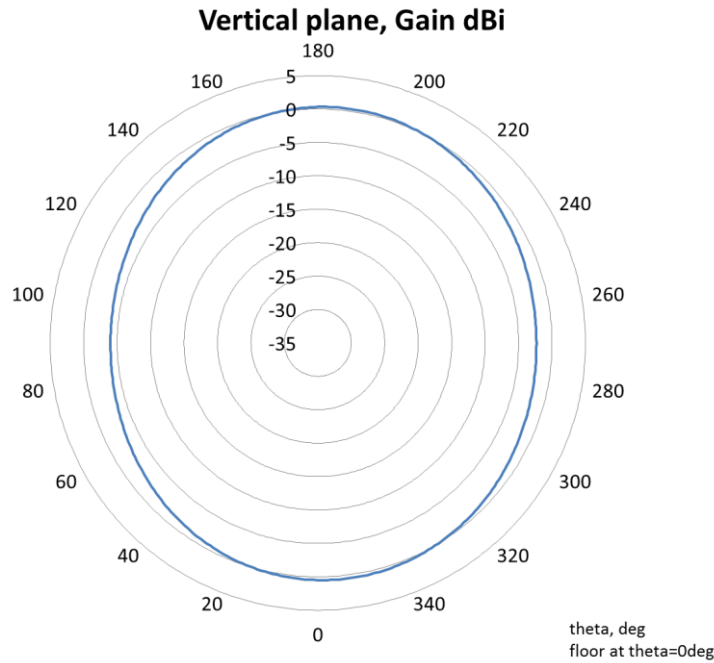
This document contains confidential and proprietary information of Pulse Electronics, Inc. (Pulse) and is protected by copyright, trade secret and other state and federal laws. Its receipt or possession does not convey any rights to reproduce, disclose its contents, or to manufacture, use or sell anything it may describe. Reproduction, disclosure or use without specific written authorization of Pulse is strictly forbidden.

Description: In Building Public Safety Antenna, 132-174MHz

Series: V-Thinity

PART NUMBER: PSIBVHF

CHARTS



Issue: 1626

In the effort to improve our products, we reserve the right to make changes judged to be necessary.

CONFIDENTIAL AND PROPRIETARY INFORMATION

This document contains confidential and proprietary information of Pulse Electronics, Inc. (Pulse) and is protected by copyright, trade secret and other state and federal laws. Its receipt or possession does not convey any rights to reproduce, disclose its contents, or to manufacture, use or sell anything it may describe. Reproduction, disclosure or use without specific written authorization of Pulse is strictly forbidden.

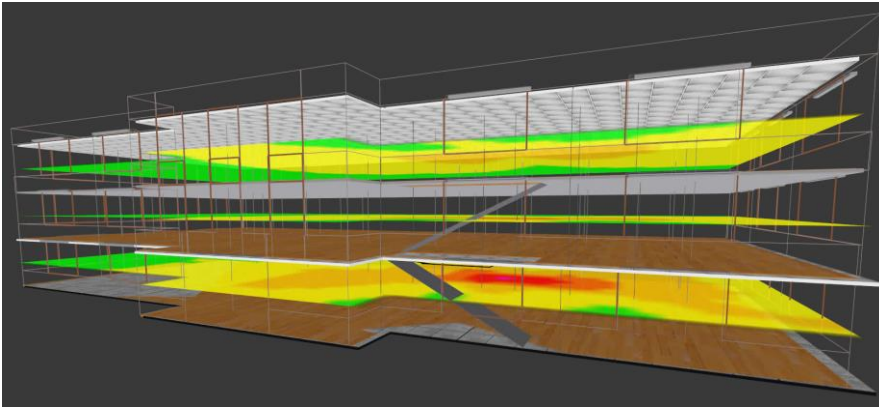
Description: In Building Public Safety Antenna, 132-174MHz

Series: V-Thinity

PART NUMBER: PSIBVHF

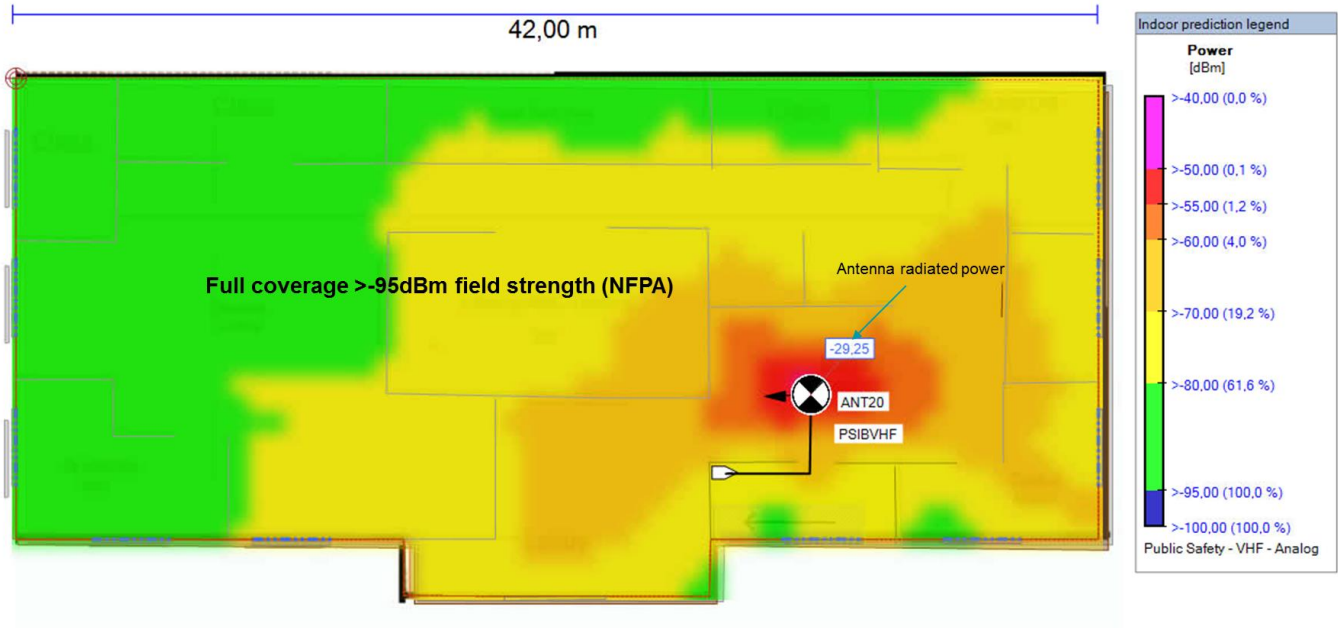
CHARTS

IBWAVE propagation simulation for VHF



Outside wall material: Brick, attn 1.13dB
 Inside wall material: sheetrock, heavy, attn 1.79dB
 Material between floors: Concrete, light, attn 0.73dB
 Floor material: Wood, attn 0.5dB
 Ceiling material: plaster, attn 0.49dB, ceiling height h=3m
 Antenna placed on lowered ceiling, h=2.5m

Field strength in first floor



Issue: 1626

In the effort to improve our products, we reserve the right to make changes judged to be necessary.
 CONFIDENTIAL AND PROPRIETARY INFORMATION

This document contains confidential and proprietary information of Pulse Electronics, Inc. (Pulse) and is protected by copyright, trade secret and other state and federal laws. Its receipt or possession does not convey any rights to reproduce, disclose its contents, or to manufacture, use or sell anything it may describe. Reproduction, disclosure or use without specific written authorization of Pulse is strictly forbidden.

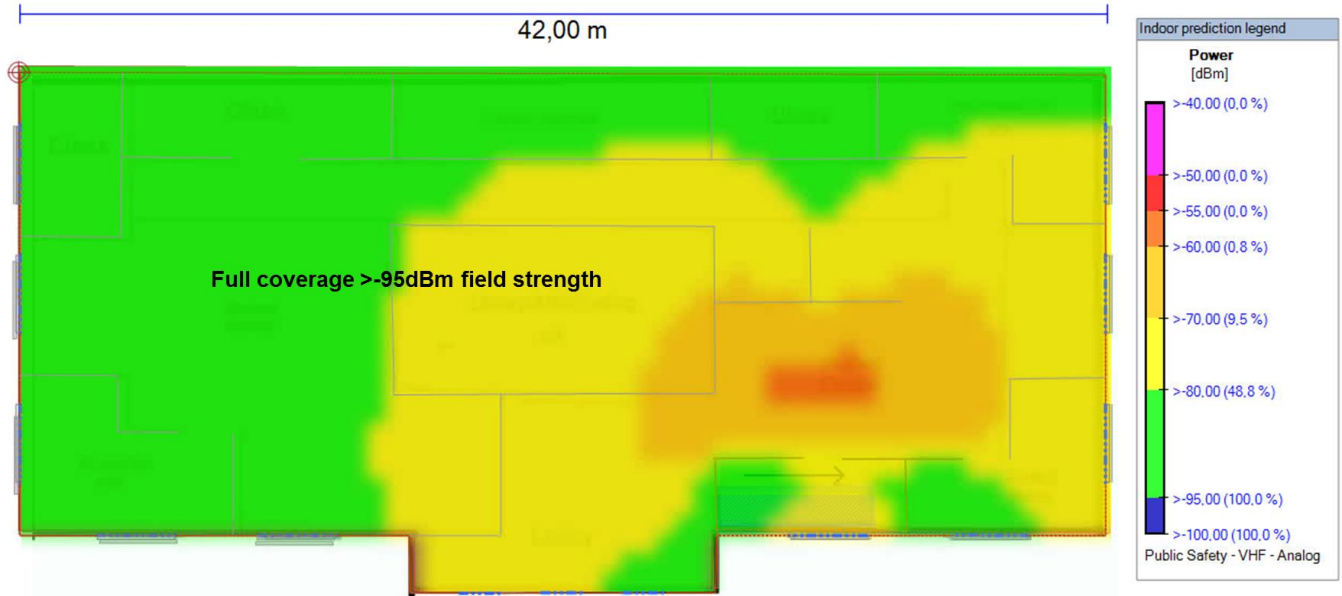
Description: In Building Public Safety Antenna, 132-174MHz

Series: V-Thinity

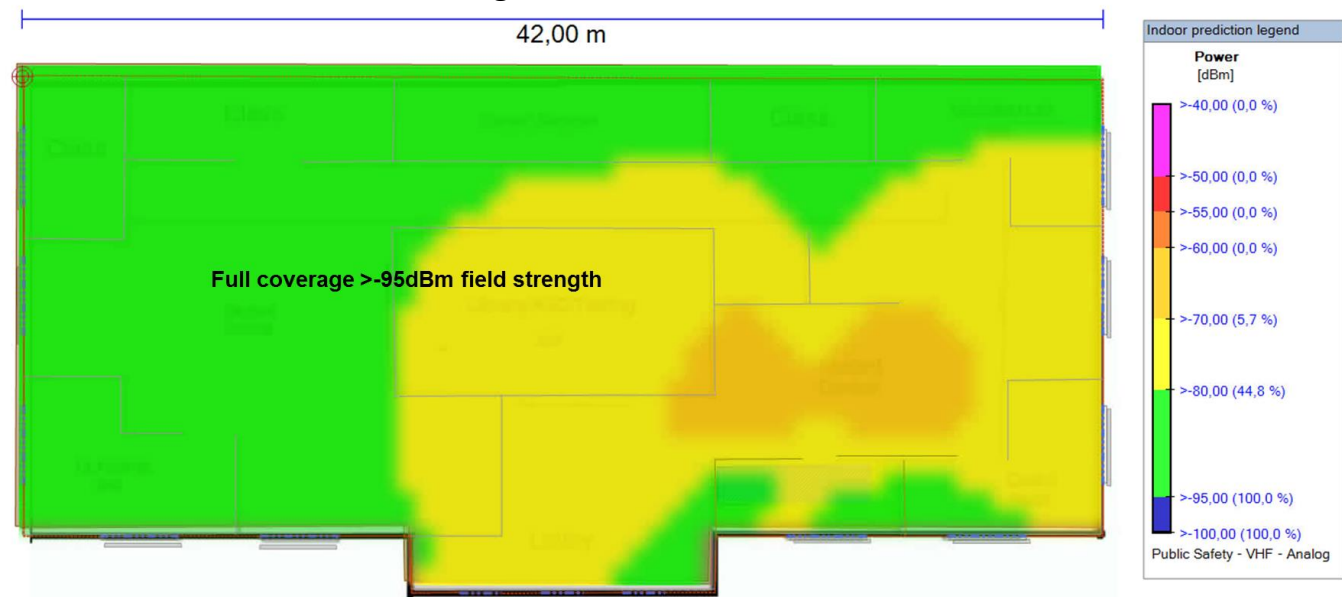
PART NUMBER: PSIBVHF

CHARTS

Field strength in second floor



Field strength in 3rd floor



Issue: 1626

In the effort to improve our products, we reserve the right to make changes judged to be necessary.

CONFIDENTIAL AND PROPRIETARY INFORMATION

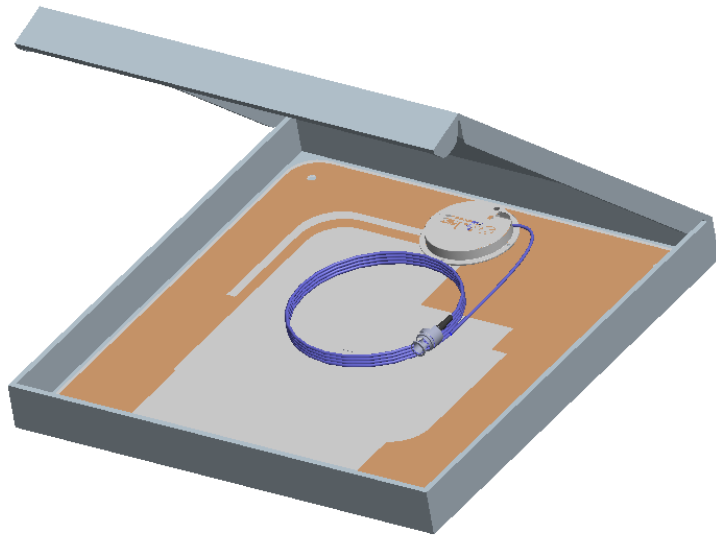
This document contains confidential and proprietary information of Pulse Electronics, Inc. (Pulse) and is protected by copyright, trade secret and other state and federal laws. Its receipt or possession does not convey any rights to reproduce, disclose its contents, or to manufacture, use or sell anything it may describe. Reproduction, disclosure or use without specific written authorization of Pulse is strictly forbidden.

Description: In Building Public Safety Antenna, 132-174MHz

Series: V-Thinity

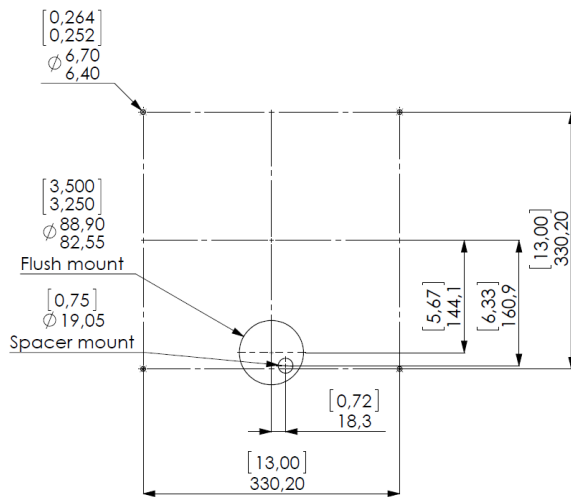
PART NUMBER: PSIBVHF

PACKAGING

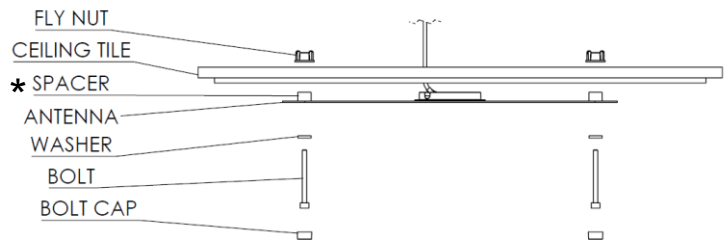


(15.75x15.75x1.57) inch
(400x400x40) mm

ASSEMBLY



DRILL MAP



* Spacer to be used in gypsum & concrete installations

Issue: 1626

In the effort to improve our products, we reserve the right to make changes judged to be necessary.

CONFIDENTIAL AND PROPRIETARY INFORMATION

This document contains confidential and proprietary information of Pulse Electronics, Inc. (Pulse) and is protected by copyright, trade secret and other state and federal laws. Its receipt or possession does not convey any rights to reproduce, disclose its contents, or to manufacture, use or sell anything it may describe. Reproduction, disclosure or use without specific written authorization of Pulse is strictly forbidden.