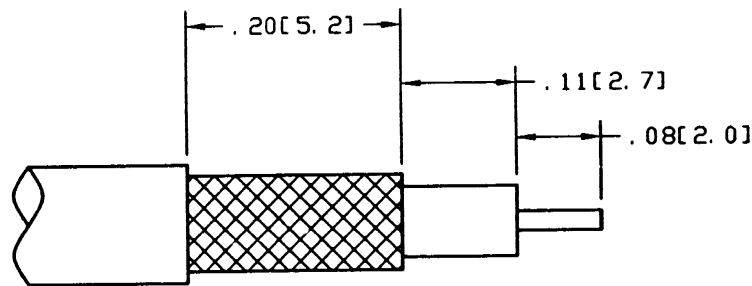
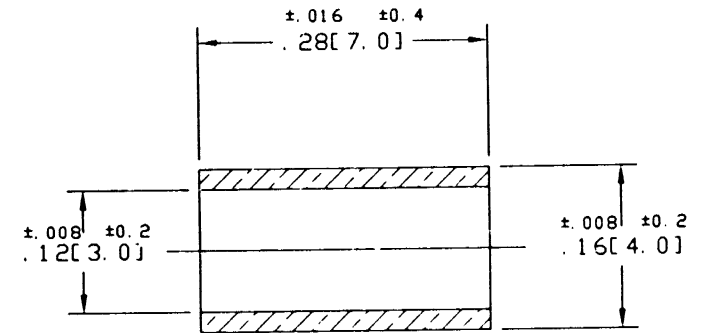
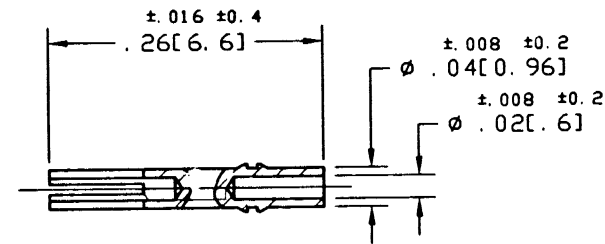
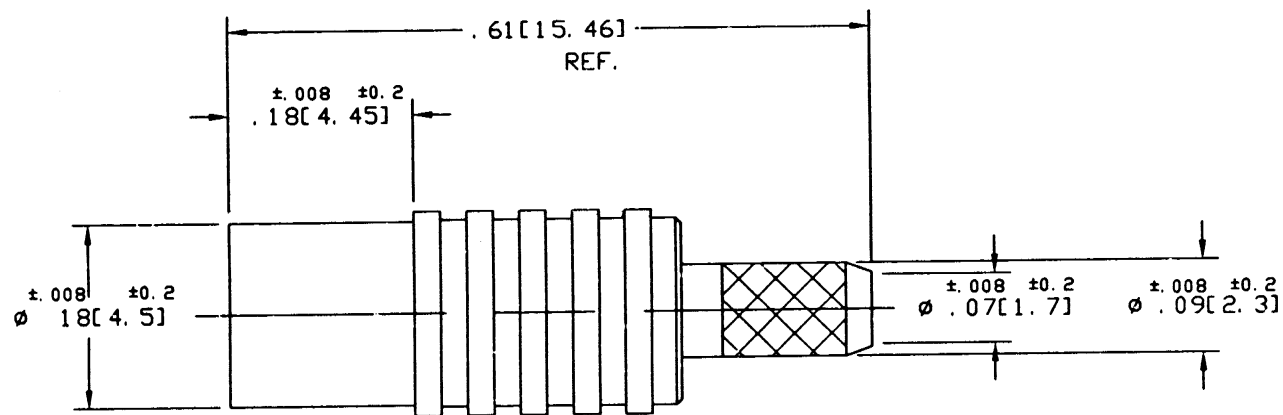


NOTES:

- MATERIALS OF CONSTRUCTION:
 BODY, BARREL = BRASS (QQ-B-626), NICKEL PLATED.
 CONTACT PIN = BERYLLIUM COPPER, GOLD PLATED.
 FERRULE = COPPER, NICKEL PLATED.
 INSULATORS = PTFE MIL-P-19468.
- DO NOT SCALE THIS DRAWING.
- UNLESS OTHERWISE SPECIFIED, ALL DIMENSIONS ARE AFTER PLATING.

| | | | | |
|-------------------|-----|-----------------|---------|-------|
| 919-107J-51 S1 X | | REVISIONS | | |
| DRAWING NO. | REV | DESCRIPTION | DATE | ECO |
| THIRD ANGLE PROJ. | A | RELEASE TO MFG. | 7/20/99 | 43080 |
| | | | | CPM/ |



RECOMMENDED CABLE STRIPPING DIM'S

CUSTOMER OUTLINE DRAWING

| | | | | | |
|---|-----------|---|--|--|--|
| UNLESS OTHERWISE SPECIFIED, DIMENSIONS ARE IN INCHES AND TOLERANCES ARE: 2 PLACE DECIMAL ±.015 (0,381 mm) 3 PLACE DECIMAL ±.005 (0,127 mm) ANGLES ± 1° | MATERIAL | DRAWN C. McGRATH ENGINEER T. AUBIN APPROVED | DATE 7/20/99 DATE 7/20/99 DATE | TITLE MCX CRIMP JACK (FOR RG-174/U, 188A/U, 316/U) CABLES | Amphenol Amphenol Corporation RF/Microwave Operations Danbury, Conn. U.S.A. 06810 |
| | REFERENCE | CAD FILE H:\PETE\MCX\919\ASSY\107J\51 S1 X00C | CODE ID 74868 DWG SIZE B DRAWING NO. 919-107J-51 S1 X REV A | | |
| NOTICE - These drawings, specifications, or other data (1) are, and remain the property of Amphenol Corp. (2) must be returned upon request; and (3) are confidential and not to be disclosed to any person other than those to whom they are given by Amphenol Corp. The furnishing of these drawings, specifications, or other data by Amphenol Corp., or to any other person to anyone for any purpose is not to be regarded by implication or otherwise in any manner licensing, granting rights or permitting such holder or any other person to manufacture, use or sell any product, process or design, patented or otherwise, that may in any way be related to or disclosed by said drawings, specifications, or other data. | | | | | |
| EAR 967292-0 | | | | SCALE: 6:1 SHEET 2 OF 2 | |