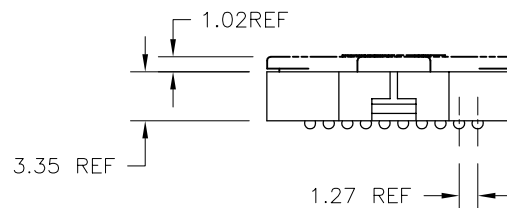
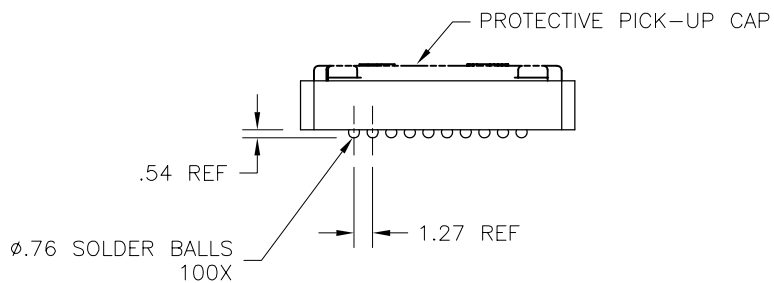
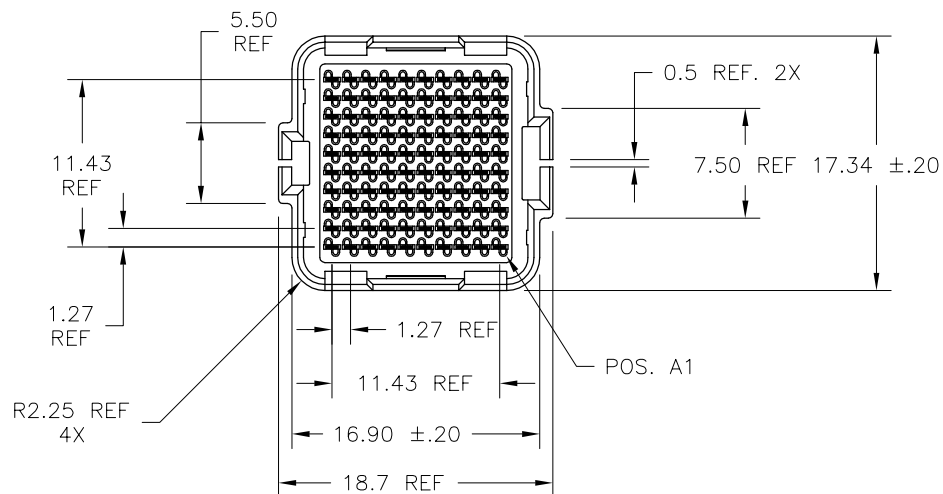


PRODUCT No.	PICK-UP CAP	CONTACT PLATING	SOLDER BALL
10011649-002	YES	15u" (.38um) Au OVER Ni	SnPb
10011649-002LF			SnAgCu LEAD FREE (4)(5)
10011649-102	YES	30u" (.76um) Au OVER Ni	SnPb
10011649-102LF			SnAgCu LEAD FREE (4)(5)
10011649-202	YES	SEE NOTE 3.	SnPb
10011649-202LF			SnAgCu LEAD FREE (4)(5)

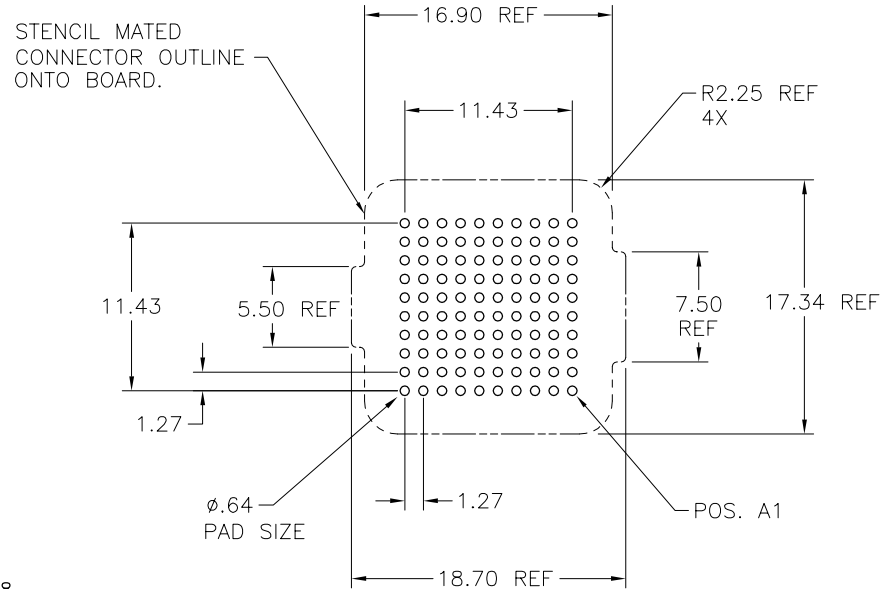


mat'l. code		surface ASME Y14.5 ✓		tolerance ASME Y14.5		projection		product family MEG-ARRAY			
ltr	ec'n no	dr	date	tolerances unless otherwise specified		MM		title			
A	v21155	DAI	7/10/02	angles		X*3		0mm PLUG ASSY 10 X 10 = 100 POS.			
B	v03-0682	DAI	6/20/03			XX*13					
C	v04-0040	VS	10/13/04	0° ±2'		XXX*051		scale 2:1			
D	v06-0560	LP	2006/07/17	dr	D.INGRAM	7/10/02			sheet 1 of 2		
				enr	D.WHITING	7/10/02			10011649		A4
				chr	D.WHITING	7/10/02			type CUSTOMER Drawing		
				appd	D.WHITING	7/10/02					
sheet index	revision sheet	D	D								
		1	2								

NOTES:

- ① **MAT'L:**
HOUSING: LCP
CONTACT: COPPER ALLOY

PLATING:
CONTACT: (SEE TABLE ON SHEET1)
SOLDER BALL: (SEE TABLE ON SHEET1)
EUTECTIC SnPb OR LEAD FREE
95.5Sn/4Ag/0.5Cu
- 2. OVERALL BOARD-TO-BOARD STACK HEIGHT WHEN MATED TO P/N 84513 100 POSITION 4.0mm RECPT. IS 4.0mm REF.
- ③. PLATING FOR -2XX SERIES DASH NOS. MEETS THE REQUIREMENTS OF NORTEL NPS25298-2 (CENTRAL OFFICE ENVIRONMENT, 25 YEAR LIFE EXPECTANCY).
- ④. FOR PROPER APPLICATION FOLLOW FCI APPLICATION SPECIFICATION GS-20-033 LEAD FREE SOLDER BALLS WILL NOT SOLDER PROPERLY IN A LEADED SOLDER PROCESS DUE TO A HIGHER REFLOW TEMPERATURE. LEAD FREE PRODUCT IS THEREFORE NOT BACKWARDS COMPATIBLE WITH LEADED OR SOME SOLDERING APPLICATIONS. REFERENCE FCI APPLICATION SPECIFICATION
- ⑤. THIS PRODUCT MEETS EUROPEAN UNION DIRECTIVES AND OTHER COUNTRY REGULATIONS AS DESCRIBED IN GS-22-008 PRODUCT MEETING THIS DIRECTIVE IS IDENTIFIED IN THE LOT CODE NUMBER MARKED ON EACH PART BY HAVING AN "X" IN THE SEVENTH CHARACTER POSITION



BOARD PATTERN

mat'l. code		surface ASME Y14.5 ✓		tolerance ASME Y14.5		projection ⊕		product family MEG-ARRAY	
ltr	ecn no	dr	date	tolerances unless otherwise specified		MM		title 0mm PLUG ASSY 10 X 10 = 100 POS.	
D				angles	line fit	scale 2:1		dwg no 10011649	
				0° ±2'	xxx+051	FCI		sheet 2 of 2 size A4	
		dr	D. INGRAM	7/10/02				type CUSTOMER Drawing	
		enfr	D. WHITING	7/10/02					
		chr	D. WHITING	7/10/02					
		appd	D. WHITING	7/10/02					
sheet index	revision sheet								