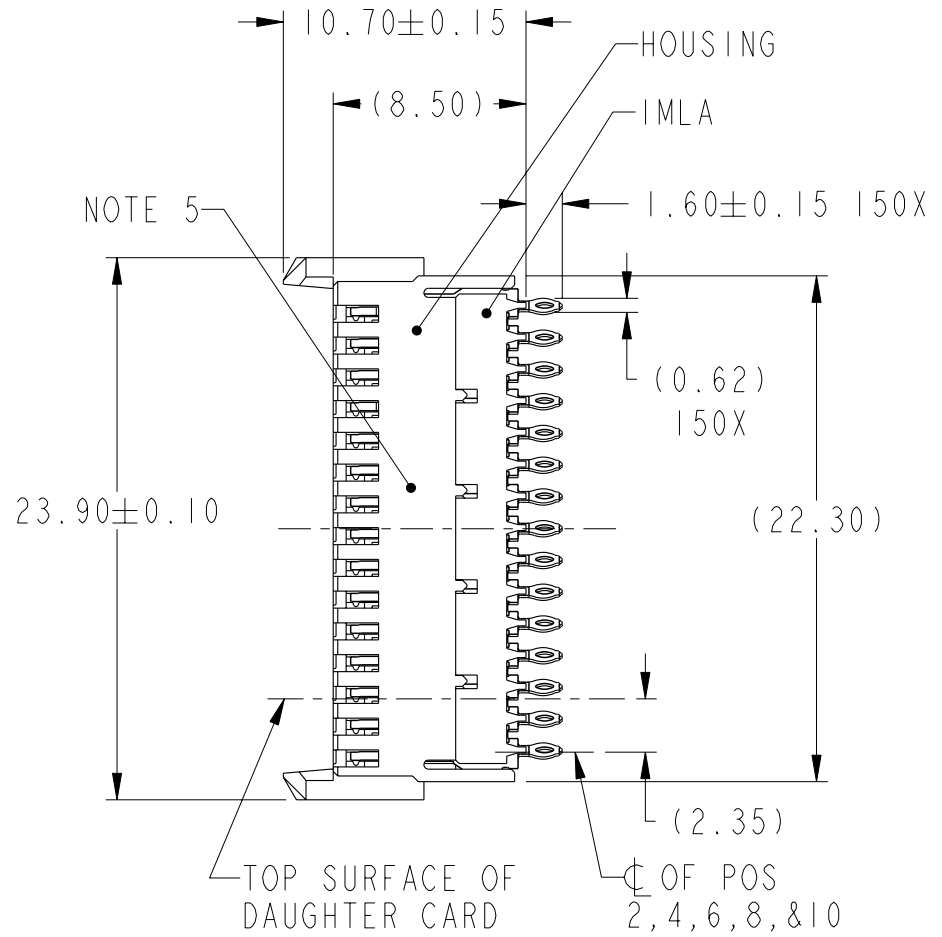
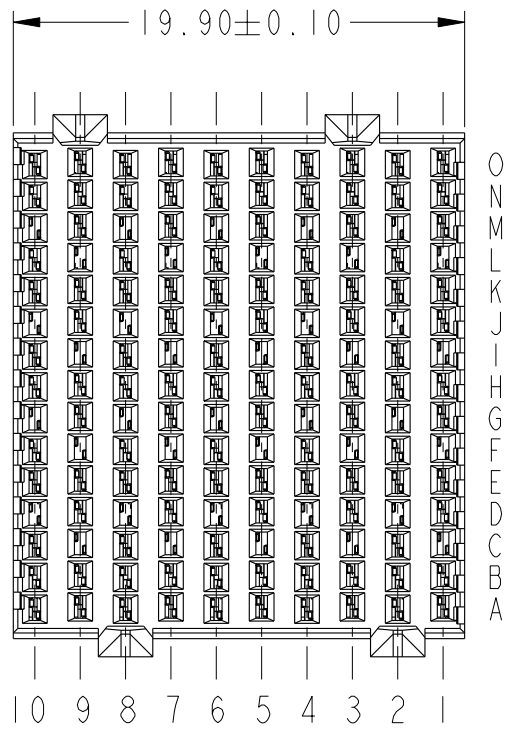


PRODUCT NUMBER
SEE TABLE, SHEET 4



Copyright FCI.

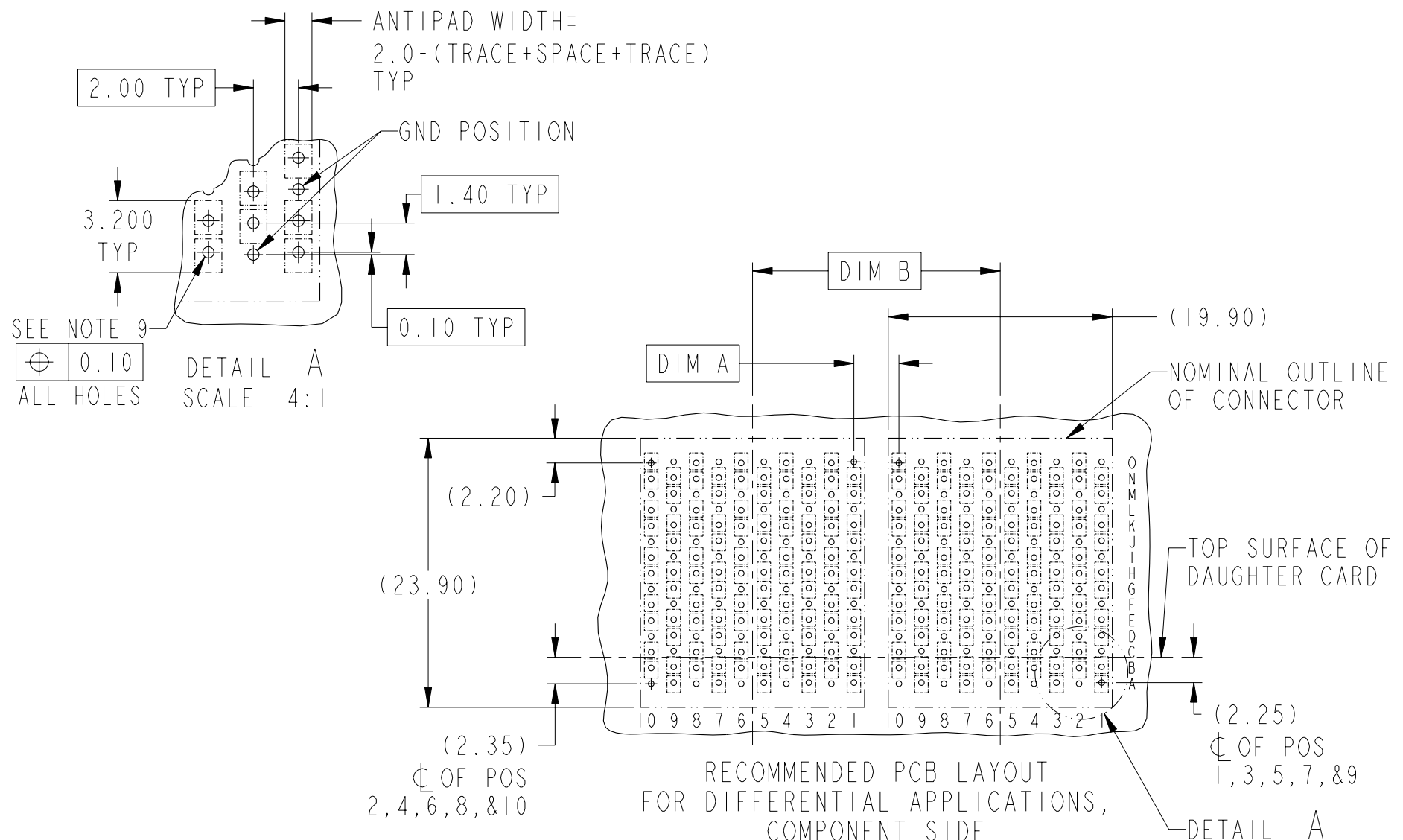
rev	ecn no	dr	date
A	S08-0362	YK	2008-11-03

www.fciconnect.com		surface - ASME Y14.5	tolerance std - ASME Y14.5	projection	MM
Dr Y. K. LIM 2008-11-03		TOLERANCES UNLESS OTHERWISE SPECIFIED			Scale 3:1
Eng Y. K. LIM 2008-11-03	ANGULAR	LINEAR	size A4		
Chr C. H. TAN 2008-11-03	0° ±	0.X ±	0.XX ±	ECN S08-0362	
Appr JOEY NG 2008-11-03	Product family AirMax VS	Spec ref RELEASED			
		title AirMax VS VERT RECPT ASSY PRESS-FIT, 150 POSITION, 20mm		dwg no 10084612	Rev. A
catalog no		CUSTOMER		sheet 1 of 4	

REV F - 2006-04-17



Copyright FCI.



RECOMMENDED PCB LAYOUT
FOR DIFFERENTIAL APPLICATIONS,
COMPONENT SIDE
(TWO ADJACENT FOOTPRINTS SHOWN)
NOTES 6 & 7

ADJACENT HEADER WIDTHS	DIM A	DIM B
20MM/20MM	2.00	20.00
22MM/22MM	4.00	22.00
20MM/22MM	3.00	21.00

	TITLE AirMax VS VERT RECPT ASSY PRESS-FIT, 150 POSITION, 20mm	dwg no 10084612	Rev. A
	catalog no -	CUSTOMER	sheet 2 of 4

REV F - 2006-04-17

1

2

3

4

A

B

C

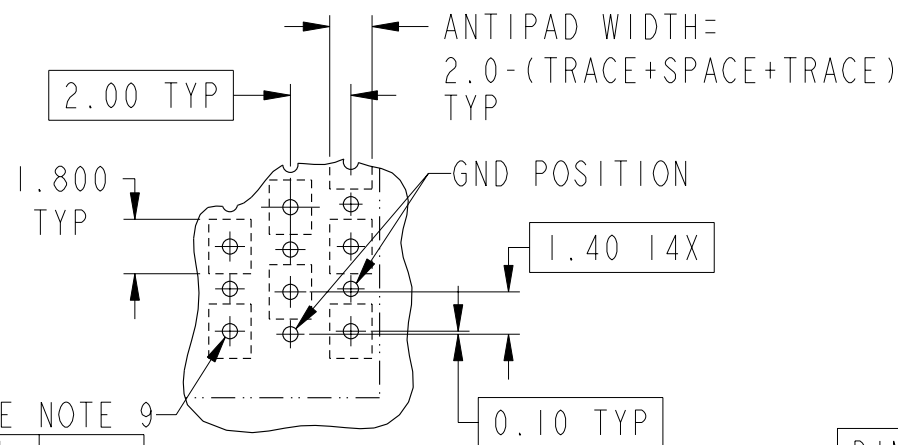
D


A

B

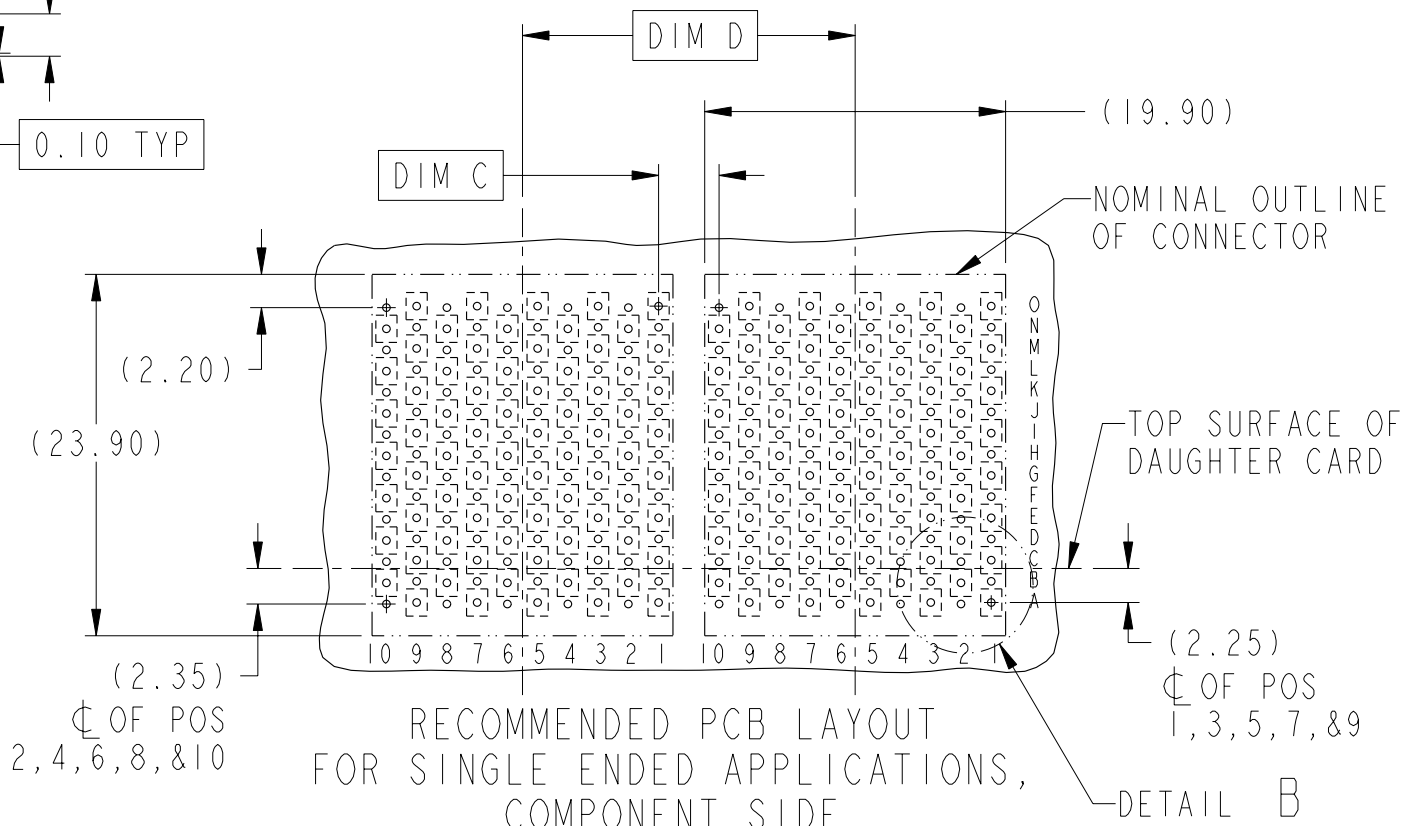
C

D



SEE NOTE 9
 0.10
 ALL HOLES

DETAIL B
 SCALE 4:1



RECOMMENDED PCB LAYOUT
 FOR SINGLE ENDED APPLICATIONS,
 COMPONENT SIDE
 (TWO ADJACENT FOOTPRINTS SHOWN)
 NOTES 6 & 7

ADJACENT HEADER WIDTHS	DIM C	DIM D
20MM/20MM	2.00	20.00
22MM/22MM	4.00	22.00
20MM/22MM	3.00	21.00

	TITLE	AirMax VS VERT RECPT ASSY	dwg no	10084612	Rev.	A
		PRESS-FIT, 150 POSITION, 20mm				
	CATALOG no	-	CUSTOMER	sheet 3 of 4		

REV F - 2006-04-17

2

PDM: Rev:A

STATUS:Released

4 Printed: Jan 28, 2009



Copyright FCI.

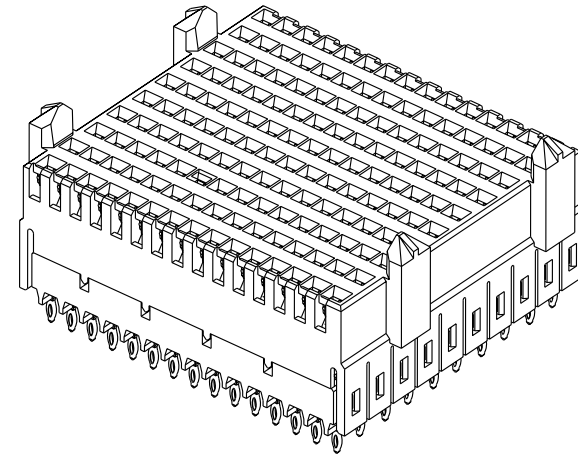
1

2

3

4

PART NUMBER	PRESS-FIT TAIL PLATING TYPE
10084612-101LF	TIN OVER NICKEL (LEAD FREE)



NOTES:

1. CONNECTOR MATERIALS:
HOUSING & RETAINER: HIGH TEMP THERMOPLASTIC, NATURAL, UL94V-0
IMLA PLASTIC: HIGH TEMP THERMOPLASTIC, BLACK, UL94V-0
CONTACT: COPPER ALLOY
2. CONTACT PLATING:
SEPARABLE INTERFACE: PERFORMANCE-BASED PLATING, QUALIFIED TO MEET THE REQUIREMENTS OF FCI PRODUCT SPECIFICATION GS-12-239, INCLUDING TELCORDIA GR-1217-CORE (November 1995) CENTRAL OFFICE TEST SEQUENCE.

PRESS-FIT TAILS: SEE TABLE
3. PRODUCT SPECIFICATION: GS-12-239
4. APPLICATION SPECIFICATION: GS-20-035
5. PRODUCT MARKING, (PART NUMBER & LOT CODE), ON THIS SURFACE
6. REFER TO CUSTOMER DRAWING 10035911 FOR INFORMATION REGARDING PCB LAYOUT OF POWER AND GUIDE MODULES RELATIVE TO SIGNAL MODULES
7. POSITIONS F & L OF ODD NUMBERED COLUMNS AND POSITIONS G & M OF EVEN NUMBERED COLUMNS CORRESPOND TO EARLY MATE HEADER PINS
8. THERE IS NO GROUND BUSSING WITHIN THE CONNECTOR SYSTEM
9. REFER TO CUSTOMER DRAWING 10045979 FOR INFORMATION ON PCB HOLE DIAMETERS AND PLATING OPTIONS.
10. THIS PRODUCT MEETS EUROPEAN UNION DIRECTIVES AND OTHER COUNTRY REGULATIONS AS DESCRIBED IN GS-22-008.
11. THE HOUSING WILL WITHSTAND EXPOSURE TO 260°C PEAK TEMPERATURE FOR 40 SECONDS IN A CONVECTION, INFRA-RED OR VAPOR PHASE REFLOW OVEN.
12. PACKAGING MEETS GS-14-920 LEAD FREE LABELING SPECIFICATION.



Copyright FCI.

	title AirMax VS VERT RECPT ASSY PRESS-FIT, 150 POSITION, 20mm	dwg no 10084612	Rev. A
	catalog no -	CUSTOMER	sheet 4 of 4

REV F - 2006-04-17

2