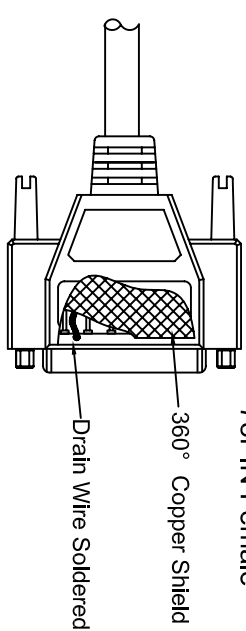
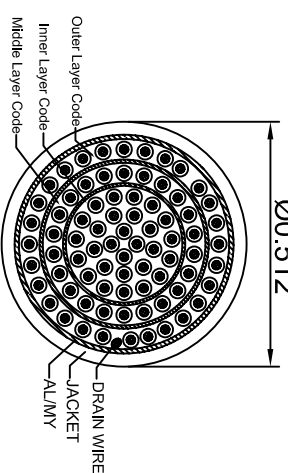
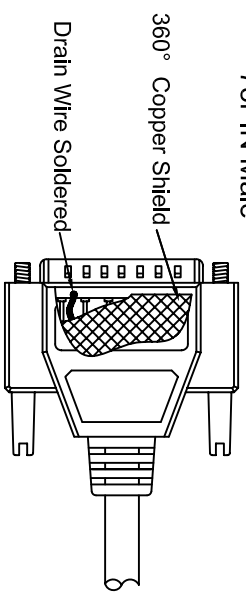
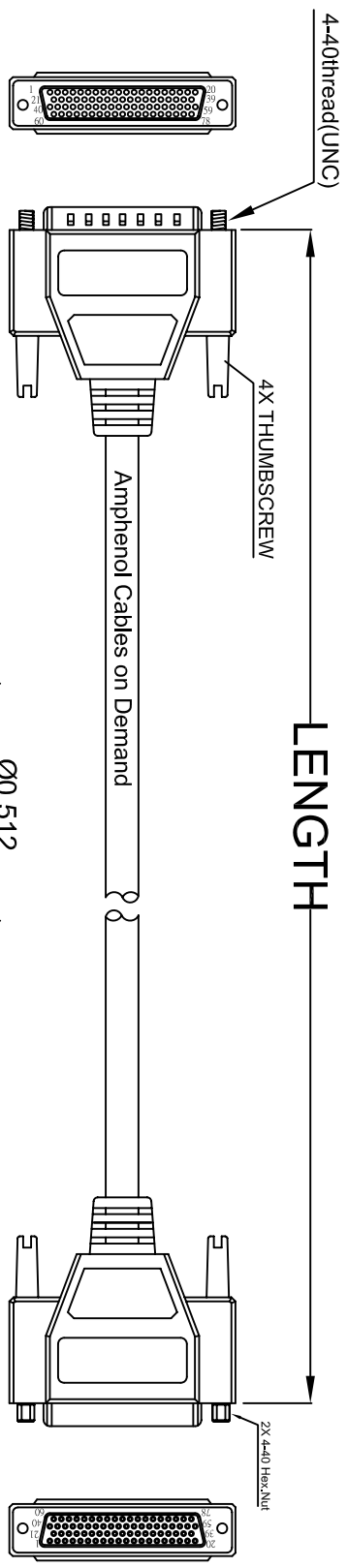


THE INFORMATION CONTAINED IN THIS DRAWING IS THE SOLE PROPERTY OF AMPHENOL CABLES ON DEMAND. ANY REPRODUCTION OR DISCLOSURE TO THIRD PARTIES IN PART OR WHOLE, WITHOUT THE EXPRESS WRITTEN PERMISSION OF AMPHENOL CABLES ON DEMAND IS PROHIBITED.

REV.	DESCRIPTION	DATE	APPROVED
A	NEW RELEASE	03/01/07	
A1	Add wiring color	16/JAN/2012	

REVISIONS	DATE	APPROVED



**SECC A-A**

**LENGTH & P/N Table**

LENGTH	P/N	Cable Color
2.5FT ± 1 inch	CS-DSDHD78MF0-002.5	GREY
5FT ± 2 inch	CS-DSDHD78MF0-005	GREY
10FT ± 3 inch	CS-DSDHD78MF0-010	GREY
25FT ± 4 inch	CS-DSDHD78MF0-025	GREY
50FT ± 8 inch	CS-DSDHD78MF0-050	GREY

PIN OUT:		Middle Layer Code		Outer Layer Code	
Male	Female	Male	Female	Male	Female
PIN1 — Black	PIN1 — Black	PIN29 — Black	PIN51 — Black	PIN51 — Black	
PIN2 — Brown	PIN2 — Brown	PIN30 — Brown	PIN52 — Brown	PIN52 — Brown	
PIN3 — Red	PIN3 — Red	PIN31 — Red	PIN53 — Red	PIN53 — Red	
PIN4 — Orange	PIN4 — Orange	PIN32 — Orange	PIN54 — Orange	PIN54 — Orange	
PIN5 — Yellow	PIN5 — Yellow	PIN33 — Yellow	PIN55 — Yellow	PIN55 — Yellow	
PIN6 — Green	PIN6 — Green	PIN34 — Green	PIN56 — Green	PIN56 — Green	
PIN7 — Blue	PIN7 — Blue	PIN35 — Blue	PIN57 — Blue	PIN57 — Blue	
PIN8 — Purple	PIN8 — Purple	PIN36 — Purple	PIN58 — Purple	PIN58 — Purple	
PIN9 — Gray	PIN9 — Gray	PIN37 — Gray	PIN59 — Gray	PIN59 — Gray	
PIN10 — White	PIN10 — White	PIN38 — White	PIN60 — White	PIN60 — White	
PIN11 — Pink	PIN11 — Pink	PIN39 — Pink	PIN61 — Pink	PIN61 — Pink	
PIN12 — Light Green	PIN12 — Light Green	PIN40 — Light Green	PIN62 — Light Green	PIN62 — Light Green	
PIN13 — Black/White	PIN13 — Black/White	PIN41 — Black/White	PIN63 — Black/White	PIN63 — Black/White	
PIN14 — Brown/White	PIN14 — Brown/White	PIN42 — Brown/White	PIN64 — Brown/White	PIN64 — Brown/White	
PIN15 — Red/White	PIN15 — Red/White	PIN43 — Red/White	PIN65 — Red/White	PIN65 — Red/White	
PIN16 — Orange/White	PIN16 — Orange/White	PIN44 — Orange/White	PIN66 — Orange/White	PIN66 — Orange/White	
PIN17 — Green/White	PIN17 — Green/White	PIN45 — Green/White	PIN67 — Green/White	PIN67 — Green/White	
PIN18 — Blue/White	PIN18 — Blue/White	PIN46 — Blue/White	PIN68 — Blue/White	PIN68 — Blue/White	
PIN19 — Purple/White	PIN19 — Purple/White	PIN47 — Purple/White	PIN69 — Purple/White	PIN69 — Purple/White	
PIN20 — Red/Black	PIN20 — Red/Black	PIN48 — Red/Black	PIN70 — Red/Black	PIN70 — Red/Black	
PIN21 — Orange/Black	PIN21 — Orange/Black	PIN49 — Orange/Black	PIN71 — Orange/Black	PIN71 — Orange/Black	
PIN22 — Yellow/Black	PIN22 — Yellow/Black	PIN50 — Yellow/Black	PIN72 — Yellow/Black	PIN72 — Yellow/Black	
PIN23 — Green/Black	PIN23 — Green/Black		PIN73 — Green/Black	PIN73 — Green/Black	
PIN24 — Gray/Black	PIN24 — Gray/Black		PIN74 — Gray/Black	PIN74 — Gray/Black	
PIN25 — Pink/Black	PIN25 — Pink/Black		PIN75 — Pink/Black	PIN75 — Pink/Black	
PIN26 — Pink/Red	PIN26 — Pink/Red		PIN76 — Pink/Red	PIN76 — Pink/Red	
PIN27 — Pink/Blue	PIN27 — Pink/Blue		PIN77 — Pink/Blue	PIN77 — Pink/Blue	
PIN28 — Pink/Green	PIN28 — Pink/Green		PIN78 — Pink/Green	PIN78 — Pink/Green	
			SHIELD — SHIELD	SHIELD — Drain Wire	



UNLESS OTHERWISE SPECIFIED DIMENSIONS ARE IN INCHES TOLERANCES ARE:

TERMINALS	±.X	ANGLES	±.X°
.XX	±.XX		
.XXX	±.XXX		

THIRD ANGLE PROJECTION

APPROVALS	DATE	<b>Amphenol Cables on Demand</b> 20 VALLEY ST. ENDICOTT, NY 13760
DRAWN	16/JAN/2012	
CHECKED	BA	<b>ASM CBL Deluxe High Density</b> <b>78PIN D-Sub MF</b>
RESP ENG	16/JAN/2012	

SIZE DWG. NO. CS-DSDHD78MF0-XXX

SCALE SHEET OF

REV. A1

NOTES: UNLESS OTHERWISE SPECIFIED

4

3

2

1

A

B

A

B