


**VAL-SQ SE 200-277/480Y-H /D**

Order No.: 2800406

<http://eshop.phoenixcontact.de/phoenix/treeViewClick.do?UID=2800406>

Surge protection device for 277/480 V AC Wye configurations with a high-resistance ground typically used as service entry protection. NEMA rated enclosure provides a monitor with surge counter, status LEDs and audible alarm with remote monitor capability. Hybrid Sine Wave Tracking provides 200 kA surge protection.

| Commercial data          |  |
|--------------------------|--|
| GTIN (EAN)               | <br>4 046356 565141 |
| Note                     | Made-to-order  |
| sales group              | J101   |
| Pack                     | 1 pcs.   |
| Customs tariff           | 85363090   |
| Catalog page information | Page 75 (TT-2011)  |

## Product notes

WEEE/RoHS-compliant since:  
02/21/2010

<http://www.download.phoenixcontact.com>  
Please note that the data given here has been taken from the online catalog. For comprehensive information and data, please refer to the user documentation. The General Terms and Conditions of Use apply to Internet downloads.

**Product description**

Surge protection device for service entrance protection of 277/480 V AC high resistance ground systems with 200 kA protection

## Technical data

### Standards

|   |                          |
|---|--------------------------|
| Housing material                        | Metal                    |
| Degree of protection                    | NEMA 3R/12               |
| Design                                  | Parallel MOV             |
| Ambient temperature (operation)         | -20 °C ... 65 °C         |
| Ambient temperature (storage/transport) | -20 °C ... 65 °C         |
| Permissible humidity (operation)        | 0 % ... 95 %             |
| Altitude                                | 3658 m                   |
| Message: Surge protection fault         | Phase LEDs               |
|   | Audible alarm            |
|   | Remote indicator contact |
| Direction of action                     | 3L-N & N-GND             |
| Width                                   | 418.00 mm                |
| Height                                  | 562.00 mm                |

### Protective circuit

|                              |        |
|------------------------------|--------|
| Arrester rated voltage $U_c$ | 550 V  |
| Response time                | < 1 ns |

### Connection, protective circuit

|  |                       |
|--|-----------------------|
| Connection method                      | Screw terminal blocks |
|  | 4-wire + Gnd          |
| Tightening torque                      | 4 Nm                  |
| Conductor cross section AWG/kcmil min. | 12                    |
| Conductor cross section AWG/kcmil max  | 2                     |

### Remote indicator contact

|  |                  |
|--|------------------|
| Connection method                      | Screw connection |
| Conductor cross section AWG/kcmil min. | 22               |
| Conductor cross section AWG/kcmil max  | 14               |

### NEMA / UL data

|   |        |
|---|--------|
| UL type   | type 2 |
| Maximum Continuous Operating Voltage (MCOV without reference direction) | 550 V  |
| Voltage protection rating (VPR L-L)                                     | 2000 V |

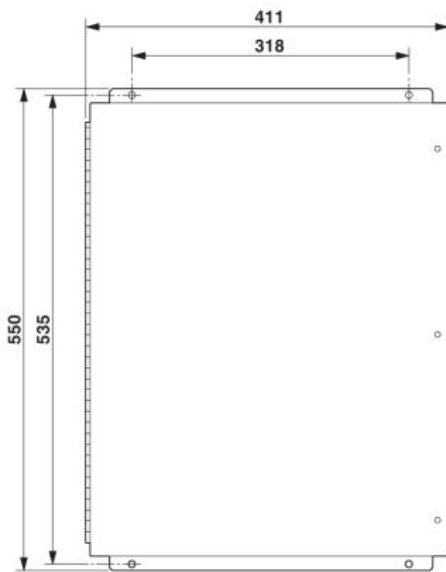
|   |                  |
|---|------------------|
| Voltage protection rating (VPR L-PE)                          | 1800 V           |
| Nominal discharge current $I_n$ (without reference direction) | 20 kA            |
| Maximum Surge Current per Phase                               | 200 kA           |
| Short-circuit current rating (SCCR)                           | 200 kA           |
| EMI/RFI filtering   | -30 dB @ 100 kHz |

**Environmental conditions**

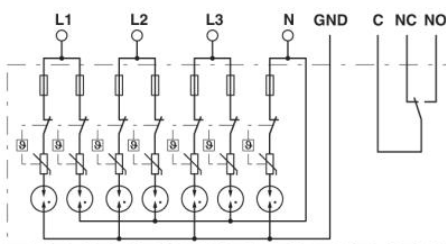
|                       |   |
|-----------------------|---|
| Standards/regulations | UL 1449 3 <sup>rd</sup> edition, Sept. 2009 |
|                       | UL 1283                                     |
|                       | IEEE C62.41                                 |
|                       | IEEE C62.45                                 |

**Diagrams/Drawings**

Dimensioned drawing



Circuit diagram



**Address**

PHOENIX CONTACT Inc., USA  
586 Fulling Mill Road  
Middletown, PA 17057, USA  
Phone (800) 888-7388  
Fax (717) 944-1625  
<http://www.phoenixcon.com>



© 2011 Phoenix Contact  
Technical modifications reserved;