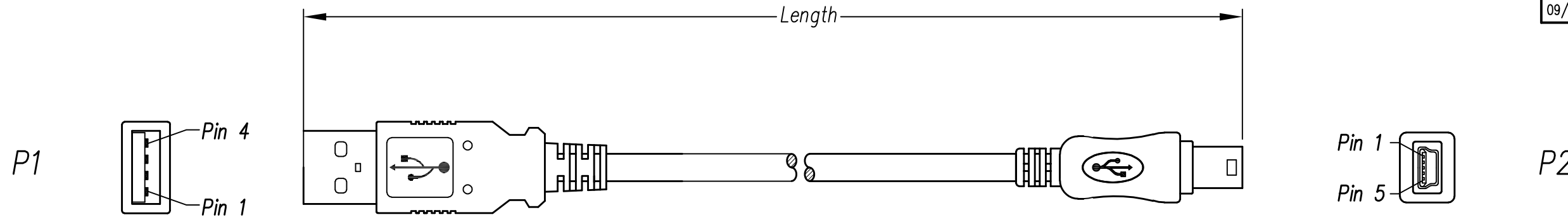


DATE	REV	ECN	APP'D. BY
08/31/17	A0	Released	JRC
09/18/2017	A1	11095	GWL



Notes:

- 1) Each cable assembly to be individually bagged.
- 2) Cable Construction USB 2.0 UL Style 1
 - 28 AWG 1 Twisted Pair
 - 24 AWG x 2C
 - AMA BRAID
 - 4.5mm OD
 - Black PVC Jacket
- 3) CONNECTOR P1: USB A Male 2.0 White Insulator, Gold flash on contacts, Nickel Plated Shell
CONNECTOR P2: Mini USB 5P Male 2.0 black Insulator, Gold flash on contacts, Nickel Plated Shell
- 4) Hood P1 & P2: Molded Black PVC Strain Relief
- 5) All cables tested for Continuity & Shorts

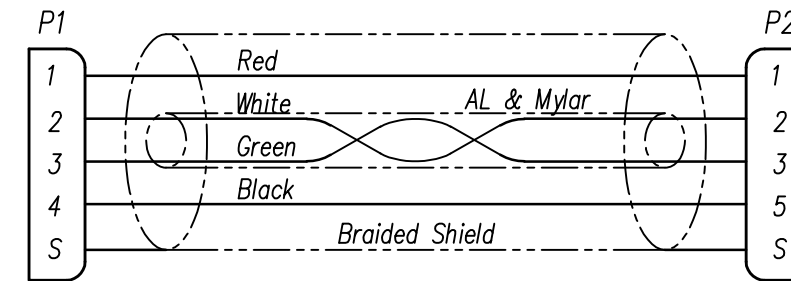
P/N Key:

SC-2ANKxxxF

└── Length

001 = 1 Ft
003 = 3 Ft
006 = 6 Ft


Wiring Map: USB 2.0 Hi-Speed



Example Parts Numbers

Feet	
P/N	Length
SC-2ANK001F	1'
SC-2ANK003F	3'
SC-2ANK006F	6'

For Part Numbers Not Shown Follow Part Number Key Format



THIRD ANGLE PROJECTION 		11118 Susquehanna Trail South Glen Rock, PA 17327-9199 (717) 235-7512 http://www.stewartconnector.com						
DO NOT SCALE DRAWING DRAWING IS SUBJECT TO CHANGE WITHOUT NOTICE DIMENSIONS: INCHES [METRIC] UNLESS OTHERWISE SPECIFIED TOLERANCES ARE ±.005 [0.13] ANGLES ARE ± 1°	TITLE: Cable Assembly, USB 2.0, Type A/M-Type Mini 5-Pin/M, Black							
SHEET NO. 1 OF 1	THIS DRAWING AND THE SUBJECT MATTER SHOWN THEREON ARE CONFIDENTIAL AND THE PROPRIETARY PROPERTY OF STEWART CONNECTOR AND SHALL NOT BE REPRODUCED, COPIED, OR USED IN ANY MANNER WITHOUT PRIOR WRITTEN CONSENT OF STEWART CONNECTOR	<table border="1"> <tr> <td>DRN BY: KAC</td> <td>DATE 08/30/17</td> </tr> <tr> <td>APPD BY: JRC</td> <td>DATE 08/31/17</td> </tr> <tr> <td>DWG NO. CT999153</td> <td>REV. A1</td> </tr> </table>	DRN BY: KAC	DATE 08/30/17	APPD BY: JRC	DATE 08/31/17	DWG NO. CT999153	REV. A1
DRN BY: KAC	DATE 08/30/17							
APPD BY: JRC	DATE 08/31/17							
DWG NO. CT999153	REV. A1							

ASSEMBLY FORMAT REV. 6/3/05