

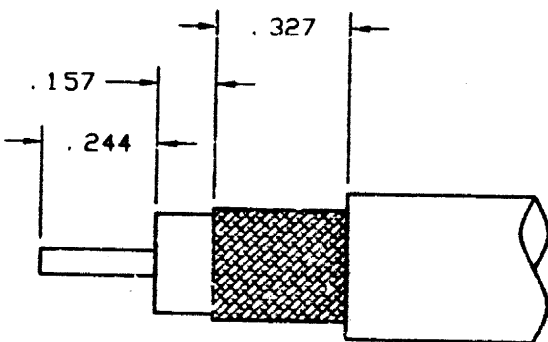
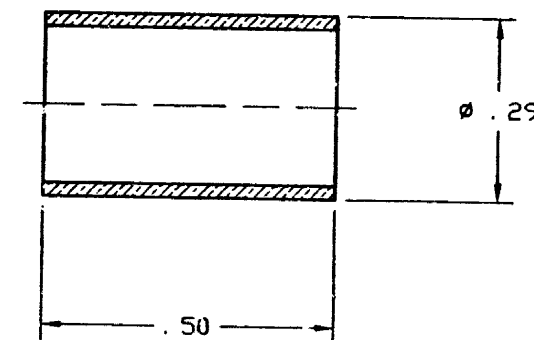
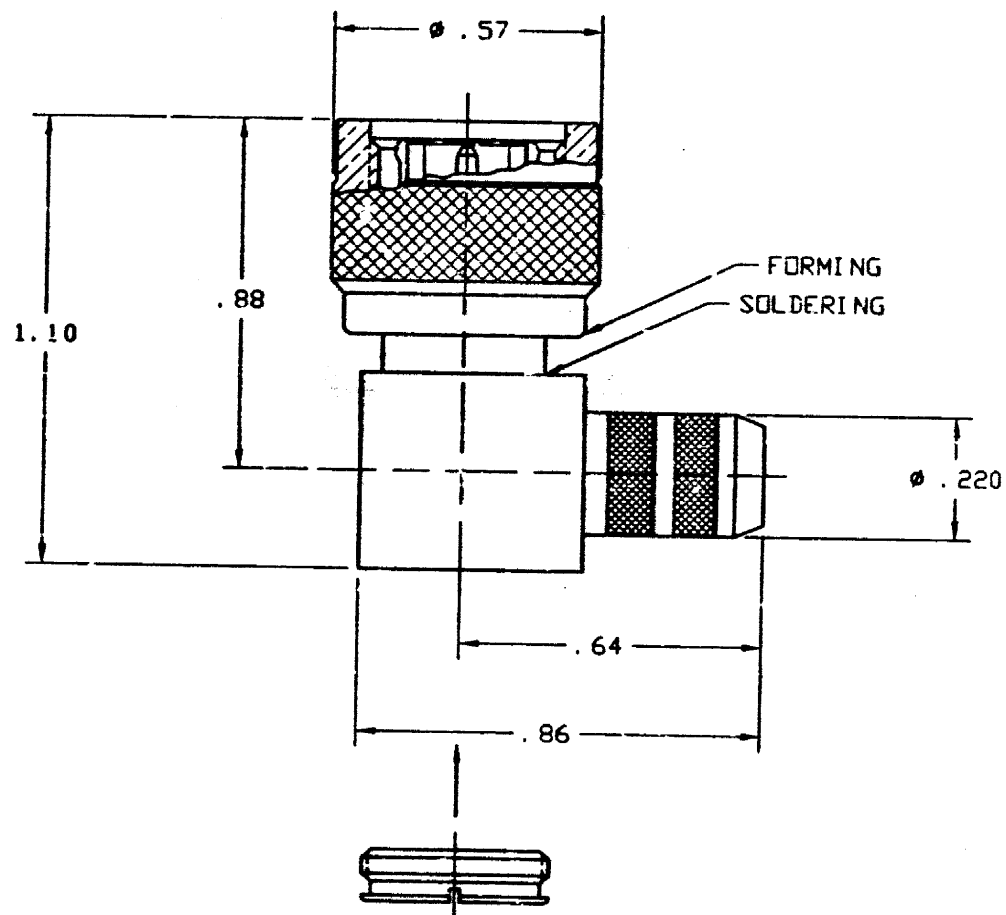
NOTES:

1. MATERIALS:

- SHELL, COVER, WASHER, FERRULE, RETAINER RING,
- HOUSING WITH BODY = BRASS, NICKEL PLATED.
- CONTACT PIN = BRASS, GOLD PLATED.
- GASKET = RUBBER, COLOR RED.
- INSULATOR, INSULATOR RETAINING RING = DELRIN 500F, NATURAL.

2. DO NOT SCALE THIS DRAWING.

31-6003-RFX		REVISIONS		
DRAWING NO.	REV	DESCRIPTION	DATE	ECO
THIRD ANGLE PROJ.	A	RELEASE TO MFG.	7/29/98	42548
				CPM/



RECOMMENDED CABLE STRIPPING DIM'S

CUSTOMER OUTLINE DRAWING

<p>UNLESS OTHERWISE SPECIFIED, DIMENSIONS ARE IN INCHES AND TOLERANCES ARE:                  2 PLACE DECIMAL ± .015 (0.381 mm)                  3 PLACE DECIMAL ± .005 (0.127 mm)                  ANGLES ± 1°</p>	MATERIAL	DRAWN C. McGRATH	DATE 6/24/98	TITLE	<p><b>Amphenol</b>                  Amphenol Corporation                  RF/Microwave Operations                  Danbury, Conn U.S.A. 06810</p>
	REFERENCE EAR# 967005-0	ENGINEER T. AUBIN	DATE 7/2/98	TNC R/A CRIMP PLUG (LMR 240 CABLE)	
<p>NOTICE - These drawings, specifications, or other data (1) are, and remain the property of Amphenol Corp. (2) must be returned upon request; and (3) are confidential and not to be disclosed to any person other than those to whom they are given by Amphenol Corp. The furnishing of these drawings, specifications, or other data by Amphenol Corp., or to any other person to anyone for any purpose is not to be regarded by implication or otherwise in any manner licensing, granting rights or permitting such holder or any other person to manufacture, use or sell any product, process or design, patented or otherwise, that may in any way be related to or disclosed by said drawings, specifications, or other data.</p>		APPROVED T. AUBIN	DATE 7/2/98	SCALE: 4:1	SHEET 2 OF 2
		CAD FILE H:\DEPT611\BNC\031\ASSY\6003\RFXSH1	CODE ID 74868	DWG SIZE B	DRAWING NO. 31-6003-RFX